

KS1250XE

Product family	Hood
Hood Type	Chimney Cooker Hoods
Design	T flat
Extraction	Ducted out or re-circulation possible
Electronic control	Yes
Material	Stainless steel
Type of steel	Brushed
EAN code	8017709201838
Aesthetics	Universal
Colour	Stainless steel
Finishing	Brushed
Logo	Embossed





Controls

Control setting	Electronic buttons
-----------------	--------------------

Program / Functions

No. of speeds	3
Intensive speed	
Time-setting options	

Technical Features

				
No. of lights	4	Anti-grease filters	Aluminium	
Light type	LED	Filter replacement indicator	Yes	
Light power	1 W	Vent outlet	150 mm	
Light colour	4000 °K	Minimum distance from GAS hob	750 mm	
temperature scale (°K)		Minimum distance from ELECTRIC hob	650 mm	
Free outlet maximum capacity	800 m³/h	Non return valve	Yes	
Motor power	275 W			
No. of filters	4			

	Extraction rate IEC 61591 [m³/h]	Noise level IEC 60704-2-13 [dBA]
Speed 1	295	51

Speed 2	395	58
Speed 3	513	64
Intensive speed	702	72

Performance / Energy Label



Annual Efficiency Consumption (AEChood) 62 KWh/year

Energy efficiency class (EEC) B

Fluid Dynamic Efficiency (FDE) 27,9

Fluid Dynamic Efficiency class (FDEC) B

Lighting Efficiency (LE) 84,1 lux/W

Lighting Efficiency Class (LEC) A

Grease Filtering Efficiency (GFE) 78,7 %

Grease Filtering Efficiency Class (GFEC) C

Air flow at minumum speed (Qmin) 295 m³/h

Maximum extraction rate 513 m³/h

Intensive extraction rate 702 m³/h

Airbourne acoustical A-weighted sound Power Emission at minimum speed (SPEmin) 51 dBA

Airborne acoustical A-weighted sound Power Emission at maximum speed (SPEmax) 64 dBA

Airbourne acoustical A-weighted sound power emission at boost speed (SPEboost) 72 dBA

Time increase factor (F) 1,00

Measured air flow rate at best efficiency point (Qbep) 373 m³/h

Measured air pressure at best efficiency point (Qbep) 430 Pa

Measured electric power input at best efficiency point (Wbep) 160 W

Normal Power of the light system (WI) 4 W

Average illumination of the light on the cooking surface (Emiddle) 370 lux

Sound power level at highest setting (Lwa) 64 dBA

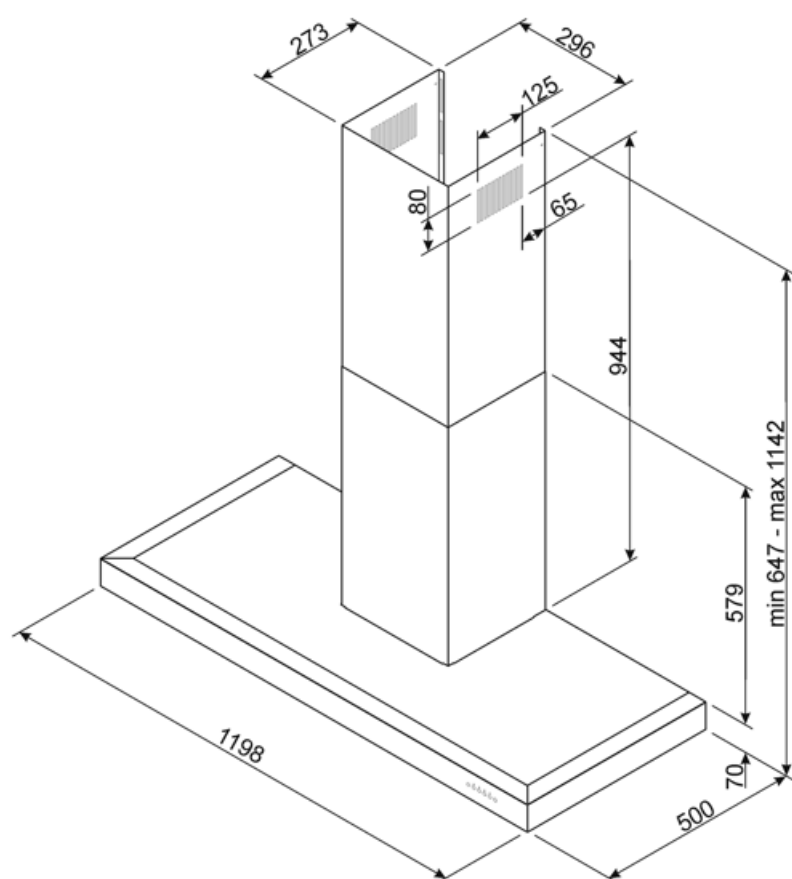
Electrical Connection

Nominal power 280 W
Voltage 220-240 V

Frequency (Hz) 50-60 Hz
Power supply cable length 1000 mm

Optional accessories

Charcoal filter FLT4



Compatible Accessories



FLT4

Charcoal filter Kit 1 piece



KITALLFC

Universal Charcoal filter Stainless Steel AISI 304 The filter can be washed in dishwasher 50 °C (water and suitable detergent) and to dry it put in the oven 180°C 25 minutes

Symbols glossary



Filters: Model has filters to help remove grease from the steam emanating from the pans during cooking.



Warning light(s): to advise when filters need changing.



Intensive/turbo setting: when extra fast extraction is required.



Switch off automatically: A special setting, to run after the end of cooking for a pre-set time and then switch off automatically.



Lights: All cooker hoods feature lights to illuminate the cooking area or add to the ambience of the kitchen.

