

# KS1250XE

Product family	Hood
Hood Type	Decorative wall hood
Design	T flat
Extraction	Extraction
Electronic control	Yes
Material	Stainless steel
Type of steel	Brushed
EAN code	8017709201838
Hood width	120 cm
Aesthetic	Universale
Colour	Stainless steel
Finishing	Satin
Logo	Embossed





## Controls

Control setting	Electronic buttons
-----------------	--------------------

## Program / Functions

No. of speeds	3
Intensive speed	
Time-setting options	

## Technical Features

				
No. of lights	4	Anti-grease filters	Aluminium	
Light type	LED	Filter replacement indicator	Yes	
Light Power	1 W	Vent outlet	150 mm	
Light color temperature scale (°K)	4000 °K	Minimum distance from GAS hob	750 mm	
Free outlet maximum capacity	800 m³/h	Minimum distance from ELECTRIC hob	650 mm	
Motor power	275 W	Non return valve	Yes	
No. of filters	4			

	Extraction rate IEC 61591 [m³/h]	Noise level IEC 60704-2-13 [dBA]
Speed 1	295	51

Speed 2	395	58
Speed 3	513	64
Intensive speed	702	72

## Performance / Energy Label



Annual Efficiency Consumption (AEChood)	62 kWh/a
Energy efficiency class (EEC)	B
Fluid Dynamic Efficiency (FDE)	27.9
Fluid Dynamic Efficiency class (FDEC)	B
Lighting Efficiency (LE)	84.1 lux/W
Lighting Efficiency Class (LEC)	A
Grease Filtering Efficiency (GFE)	78.7 %
Grease Filtering Efficiency Class (GFEC)	C
Air flow at minumum speed (Qmin)	295 m³/h
Air flow at maximum speed (Qmax)	513 m³/h
Air flow at boost speed (Qboost)	702 m³/h

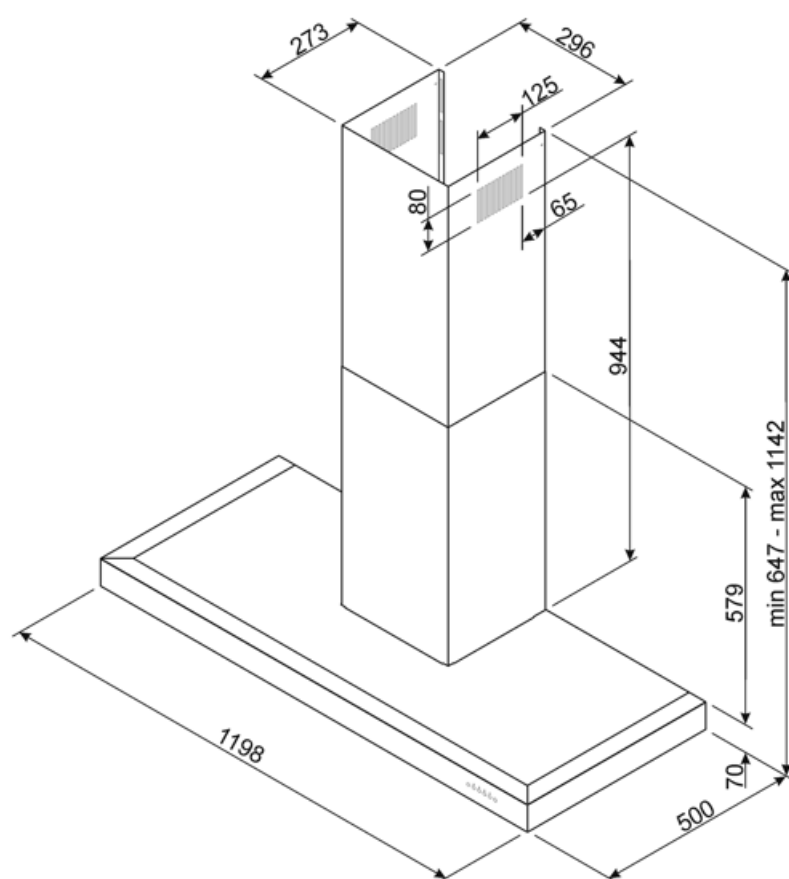
Airbourne acoustical A-weighted sound Power Emission at minimum speed (SPEmin)	51 dBA
Airborne acoustical A-weighted sound Power Emission at maximum speed (SPEmax)	64 dBA
Airbourne acoustical A-weighted sound power emission at boost speed (SPEboost)	72 dBA
Time increase factor (F)	1.00
Measured air flow rate at best efficiency point (Qbep)	373 m³/h
Measured air pressure at best efficiency point (Pbep)	430 Pa
Measured electric power input at best efficiency point (Wbep)	160 W
Nominal Power consumption of the light system (WL)	4 W
Average illumination of the light on the cooking surface (Emiddle)	370 lux
Sound power level at highest setting (Lwa)	64 dBA

## Electrical Connection

Plug	Not present	Frequency (Hz)	50-60 Hz
Electrical connection rating	280 W	Power supply cable length	1000 mm
Voltage	220-240 V		

## Optional accessories

Charcoal filter	FLT4
-----------------	------



---

## Compatible Accessories

---



### FLT4

Charcoal filter Kit 1 piece



### KITALLFC

Universal Charcoal filter Stainless Steel AISI 304 The filter can be washed in dishwasher 50 °C (water and suitable detergent) and to dry it put in the oven 180°C 25 minutes

---

## Symbols glossary

---



**Filters:** Model has filters to help remove grease from the steam emanating from the pans during cooking.



**Lights:** All cooker hoods feature lights to illuminate the cooking area or add to the ambience of the kitchen.



**Switch off automatically:** A special setting, to run after the end of cooking for a pre-set time and then switch off automatically.



**Warning light(s):** to advise when filters need changing.



**Intensive/turbo setting:** when extra fast extraction is required.