

KS59AOE

Product family	Hood
Hood Type	Chimney Cooker Hoods
Design	Chimney
Extraction	Ducted out or re-circulation possible
Material	Heat-moulded
Type of steel	Brushed
EAN code	8017709211806
Hood width	60 cm





Aesthetics

Aesthetics	Coloniale	Components finishing	Antique brass
Colour	Anthracite	Logo	Applied

Controls

Control setting	Control knobs	Control knobs	Colonial
No. of controls	2	Controls colour	Old Brass

Technical Features

			
No. of lights	2	No. of filters	2
Light type	LED	Anti-grease filters	Stainless steel
Light power	1 W	Vent outlet	150 mm
Light colour	3000 °K	Minimum distance from GAS hob	750 mm
temperature scale (°K)		Minimum distance from ELECTRIC hob	650 mm
Free outlet maximum capacity	820 m ³ /h	Non return valve	Yes
Motor power	275 W		

	Extraction rate IEC 61591 [m ³ /h]	Noise level IEC 60704-2-13 [dBA]
Speed 1	311	49
Speed 2	439	57

Speed 3	522	62
Intensive speed	754	70

Performance / Energy Label



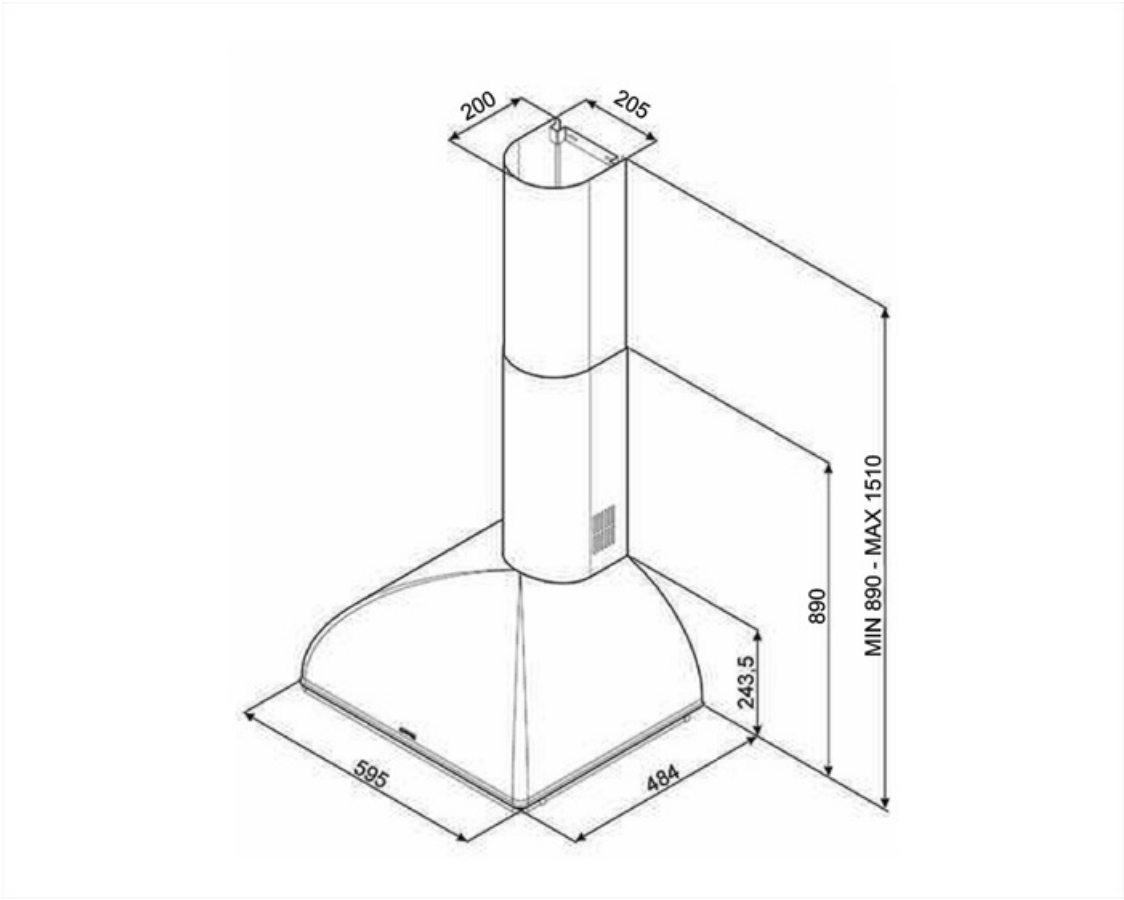
Annual Efficiency Consumption (AEChood)	58 kWh/year	Airbourne acoustical A-weighted sound Power Emission at minimum speed (SPEmin)	49 dBA
Energy efficiency class (EEC)	A	Airborne acoustical A-weighted sound Power Emission at maximum speed (SPEmax)	62 dBA
Fluid Dynamic Efficiency (FDE)	29.9	Airbourne acoustical A-weighted sound power emission at boost speed (SPEboost)	70 dBA
Fluid Dynamic Efficiency class (FDEC)	A	Time increase factor (F)	0.9
Lighting Efficiency (LE)	134.5 lux/W	Energy Efficiency Index per first cavity	52.3
Lighting Efficiency Class (LEC)	A	Measured air flow rate at best efficiency point (Qbep)	418 m ³ /h
Grease Filtering Efficiency (GFE)	70.8 %	Measured air pressure at best efficiency point (Qbep)	443 Pa
Grease Filtering Efficiency Class (GFEC)	D	Measured electric power input at best efficiency point (Wbep)	172 W
Air flow at mininum speed (Qmin)	311 m ³ /h	Normal Power of the light system (WI)	2 W
Maximum extraction rate	522 m ³ /h	Average illumination of the light on the cooking surface (Emiddle)	296 lux
Intensive extraction rate	754 m ³ /h	Sound power level at highest setting (Lwa)	62 dBA

Electrical Connection

Nominal power	277 W	Frequency (Hz)	50-60 Hz
Voltage	220-240 V	Power supply cable length	1000 mm

Also available

Alternative colours available	Cream, Copper	Available colours	KS59POE-KS59PE-KS59RAE-KS59AE
-------------------------------	---------------	-------------------	-------------------------------



Not included accessories

FLT6





Round Charcoal filters (kit 2 pieces)



KITALLFC

Universal Charcoal filter Stainless Steel AISI 304 The filter can be washed in dishwasher 50 °C (water and suitable detergent) and to dry it put in the oven 180°C 25 minutes

Symbols glossary

- | | | | |
|--|---|---|---|
|  | A: Product drying performance, measured from A+++ to D / G depending on the product family |  | Filters: Model has filters to help remove grease from the steam emanating from the pans during cooking. |
|  | Lights: All cooker hoods feature lights to illuminate the cooking area or add to the ambience of the kitchen. |  | Intensive/turbo setting: when extra fast extraction is required. |