

KS59AOE2

Product family	Hood
Hood Type	Decorative wall hood
Design	Chimney
Extraction	Extraction
Material	Heat-moulded
Type of steel	Brushed
EAN code	8017709303235
Hood width	60 cm
Aesthetic	Coloniale
Colour	Anthracite
Components finishing	Antique brass
Logo	Applied





Controls

Control setting	Control knobs	Control knobs	Colonial
No. of controls	2	Controls colour	Old Brass

Program / Functions

No. of speeds	3
Intensive speed	

Technical Features

			
No. of lights	2	No. of filters	2
Light type	LED	Anti-grease filters	Stainless steel
Light Power	1 W	Vent outlet	150 mm
Light color temperature scale (K)	3000 K	Minimum distance from GAS hob	750 mm
Free outlet maximum capacity	820 m³/h	Minimum distance from ELECTRIC hob	650 mm
Motor power	275 W	Non return valve	Yes

	Extraction rate IEC 61591 [m³/h]	Noise level IEC 60704-2-13 [dBA]
Speed 1	311	49
Speed 2	439	57

Speed 3	522	62
Intensive speed	754	70

Performance / Energy Label



Annual Efficiency Consumption (AEChood)	58 kWh/a
Energy efficiency class (EEC)	A
Fluid Dynamic Efficiency (FDE)	29,9
Fluid Dynamic Efficiency class (FDEC)	A
Lighting Efficiency (LE)	118,2 lux/W
Lighting Efficiency Class (LEC)	A
Grease Filtering Efficiency (GFE)	70,8 %
Grease Filtering Efficiency Class (GFEC)	D
Air flow at minumum speed (Qmin)	311 m³/h
Air flow at maximum speed (Qmax)	522 m³/h
Air flow at boost speed (Qboost)	754 m³/h

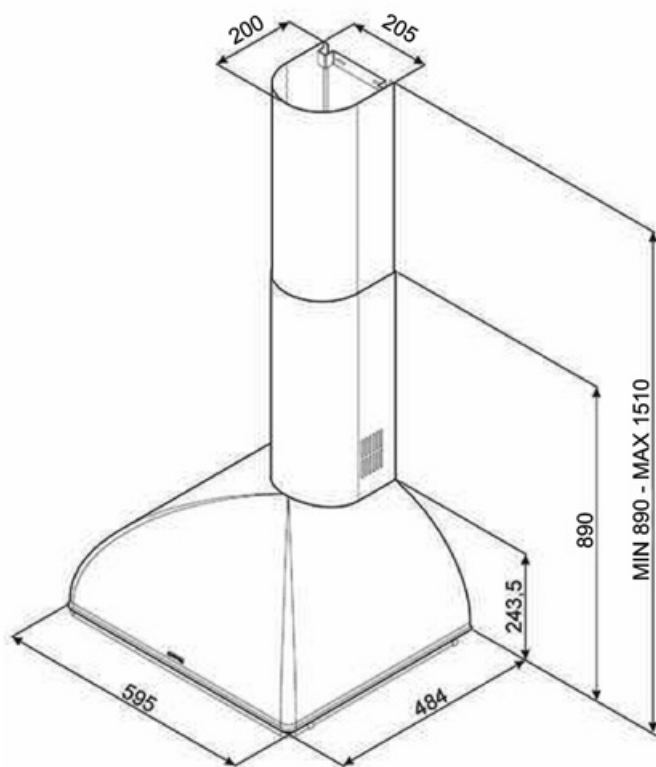
Airbourne acoustical A-weighted sound Power Emission at minimum speed (SPEmin)	49 dBA
Airborne acoustical A-weighted sound Power Emission at maximum speed (SPEmax)	63 dBA
Airbourne acoustical A-weighted sound power emission at boost speed (SPEboost)	70 dBA
Time increase factor (F)	0,9
Energy Efficiency Index	52,3
Measured air flow rate at best efficiency point (Qbep)	418 m³/h
Measured air pressure at best efficiency point (Pbep)	443 Pa
Measured electric power input at best efficiency point (Wbep)	172 W
Nominal Power consumption of the light system (WL)	2 W
Average illumination of the light on the cooking surface (Emiddle)	260 lux
Sound power level at highest setting (Lwa)	63 dBA

Electrical Connection

Electrical connection rating	277 W	Power supply cable length	1000 mm
Voltage	220-240 V	Plug	Not present
Frequency (Hz)	50-60 Hz		

Also available

Alternative colours available	Cream	Available colours	KS59POE2
-------------------------------	-------	-------------------	----------



Compatible Accessories

FLT6

Round Charcoal filters (kit 2 pieces)



KITALLFC

Universal Charcoal filter Stainless Steel AISI 304 The filter can be washed in dishwasher 50 °C (water and suitable detergent) and to dry it put in the oven 180°C 25 minutes

Symbols glossary



Energy efficiency class A



Lights: All cooker hoods feature lights to illuminate the cooking area or add to the ambience of the kitchen.



Filters: Model has filters to help remove grease from the steam emanating from the pans during cooking.



Intensive/turbo setting: when extra fast extraction is required.