

# KS59AOE2


Product family	Hood
Tipo de Exaustor	Decorative wall hood
Design	Chimney
Extraction	Extraction
Electronic control	No
Perimeter extraction	No
Material	Heat-moulded
Type of steel	Brushed
EAN code	8017709303235
Aesthetic	Colonial
Colour	Anthracite
Components finishing	Antique brass
Logotipo	Logotipo aplicado





## Controls

Control setting	Control knobs	Control knobs	Colonial
No. of controls	2	Controls colour	Old Brass

## Program / Functions

No. of speeds	3
Intensive speed	
24h air filter function	No
Other functions	No
Time-setting options	No
Other options	No
Ventilação automática	No

## Technical Features

		Hood without motor	No	No. of filters	2
		Remote motor	No	Anti-grease filters	Stainless steel
		No. of lights	2	Charcoal filters included	No
		Light type	LED	Filter replacement indicator	No
		Light Power	1 W	Vent outlet	150 mm
		Dimmer mode	No	Minimum distance from GAS hob	750 mm
		Escala de temperatura de cor clara (°K)	3000 °K		

Free outlet maximum capacity	820 m <sup>3</sup> /h	Minimum distance from ELECTRIC hob	650 mm
Motor power	275 W	Non return valve	Yes

	Extraction rate IEC 61591 [m <sup>3</sup> /h]	Noise level IEC 60704-2-13 [dBA]
Speed 1	311	49
Speed 2	439	57
Speed 3	522	62
Intensive speed	754	70

## Accessories Included

Remote control	No	Tube reduction	No
Sliding door	No		

## Performance / Energy Label



Consumo anual de energía (CAE exaustor)	58 kWh/a	Airbourne acoustical A-weighted sound Power Emission at minimum speed (SPEmin)	49 dBA
Energy efficiency class (EEC)	A	Airborne acoustical A-weighted sound Power Emission at maximum speed (SPEmax)	63 dBA
Fluid Dynamic Efficiency (FDE)	29,9	Airbourne acoustical A-weighted sound power emission at boost speed (SPEboost)	70 dBA
Fluid Dynamic Efficiency class (FDEC)	A	Time increase factor (F)	0,9
Lighting Efficiency (LE)	118,2 lux/W	Energy Efficiency Index	52,3
Lighting Efficiency Class (LEC)	A	Measured air flow rate at best efficiency point (Qbep)	418 m <sup>3</sup> /h
Grease Filtering Efficiency (GFE)	70,8 %	Measured air pressure at best efficiency point (Pbep)	443 Pa
Grease Filtering Efficiency Class (GFEC)	D	Measured electric power input at best efficiency point (Wbep)	172 W
Air flow at minumum speed (Qmin)	311 m <sup>3</sup> /h	Nominal Power consumption of the light system (WL)	2 W
Air flow at maximum speed (Qmax)	522 m <sup>3</sup> /h	Average illumination of the light on the cooking surface (Emiddle)	260 lux
Air flow at boost speed (Qboost)	754 m <sup>3</sup> /h	Sound power level at highest setting (Lwa)	63 dBA

## Electrical Connection

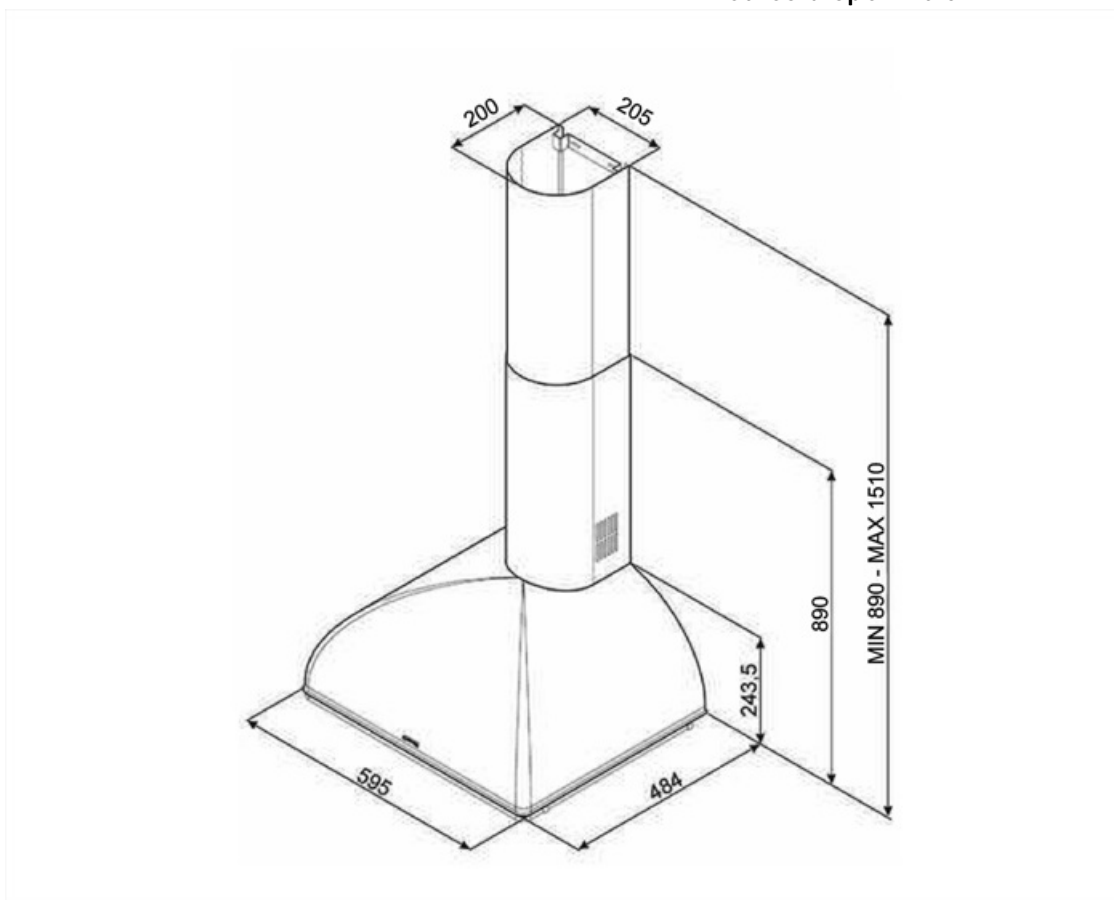
Plug	No	Frequency (Hz)	50-60 Hz
Electrical connection rating	277 W	Comprimento do cabo de alimentação	1000 mm
Voltage	220-240 V		

## Also available

Outras cores disponíveis Creme

Códigos das outras cores disponíveis

KS59POE2



---

## Compatible Accessories

---

### FLT6

Filtros de carvão redondos (kit 2 peças)



### KITALLFC

Filtro de carvão universal Aço inoxidável AISI 304 O filtro pode ser lavado na máquina lava-louça a 50 °C (água e detergente adequado) e para secar colocar no forno 180°C 25 minutos



---

## Symbols glossary

---



Filtros: O modelo tem filtros para ajudar a remover a graxa do vapor que emana das panelas durante o cozimento.



Luzes: Todos os exaustores possuem luzes para iluminar a área de cozinhar ou adicionar ao ambiente da cozinha.



R: Desempenho de secagem do produto, medido de A++ a D/G, dependendo da família de produtos



Configuração intensiva/turbo: quando a extração extra rápida é necessária.