

## KS60XE-2

Product family	Hood
Tipo de Exaustor	Decorative wall hood
Design	T flat
Extraction	Extraction
Electronic control	No
Perimeter extraction	No
Material	Stainless steel
Type of steel	Brushed
EAN code	8017709225988
Aesthetic	Universal
Colour	Stainless steel
Acabamento	Satin
Logotipo	Logotipo embutido





## Controls

Control setting	Buttons
-----------------	---------

## Program / Functions

No. of speeds	3
Intensive speed	No
24h air filter function	No
Other functions	No
Time-setting options	No
Other options	No

## Technical Features

			
Hood without motor	No	No. of filters	2
Remote motor	No	Anti-grease filters	Aluminium
No. of lights	2	Charcoal filters included	No
Light type	LED	Filter replacement indicator	No
Light Power	1 W	Vent outlet	150 mm
Dimmer mode	No	Minimum distance from GAS hob	750 mm
Escala de temperatura de cor clara (°K)	4000 °K	Minimum distance from ELECTRIC hob	650 mm
Free outlet maximum capacity	610 m <sup>3</sup> /h	Non return valve	Yes
Motor power	200 W		

	Extraction rate IEC 61591 [m <sup>3</sup> /h]	Noise level IEC 60704-2-13 [dBA]
Speed 1	235	46
Speed 2	323	51
Speed 3	553	67

## Accessories Included

Remote control	No	Tube reduction	Yes
----------------	----	----------------	-----

## Performance / Energy Label



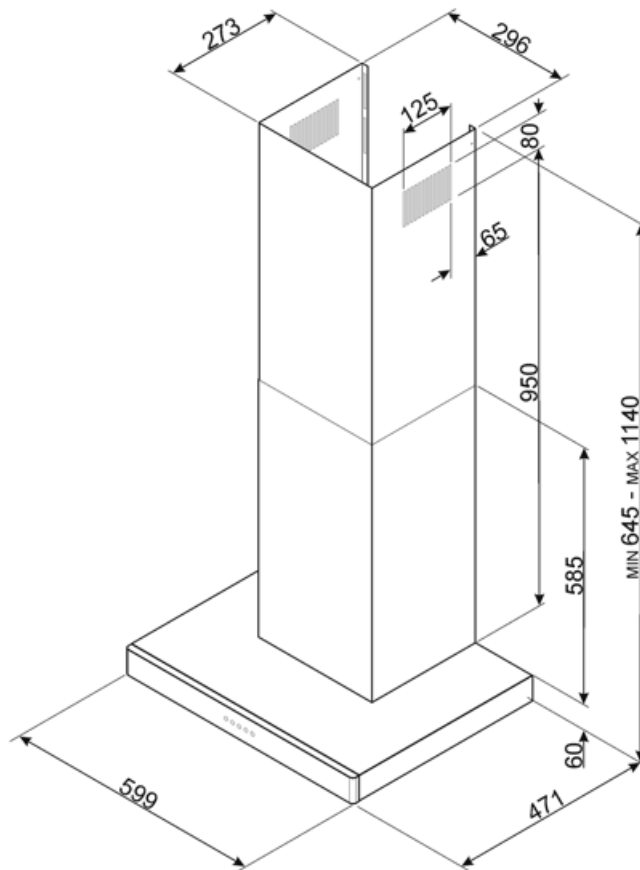
Consumo anual de energia (CAE exaustor)	54 kWh/a	Airbourne acoustical A-weighted sound Power Emission at minimum speed (SPEmin)	46 dBA
Energy efficiency class (EEC)	B	Airborne acoustical A-weighted sound Power Emission at maximum speed (SPEmax)	67 dBA
Fluid Dynamic Efficiency (FDE)	24,1	Time increase factor (F)	1,00
Fluid Dynamic Efficiency class (FDEC)	B	Measured air flow rate at best efficiency point (Qbep)	294 m <sup>3</sup> /h
Lighting Efficiency (LE)	99,5 lux/W	Measured air pressure at best efficiency point (Pbep)	380 Pa
Lighting Efficiency Class (LEC)	A	Measured electric power input at best efficiency point (Wbep)	129 W
Grease Filtering Efficiency (GFE)	82,7 %	Nominal Power consumption of the light system (WL)	2 W
Grease Filtering Efficiency Class (GFEC)	C	Average illumination of the light on the cooking surface (Emiddle)	219 lux
Air flow at minumum speed (Qmin)	235 m <sup>3</sup> /h	Sound power level at highest setting (Lwa)	67 dBA
Air flow at maximum speed (Qmax)	553 m <sup>3</sup> /h		

## Electrical Connection

Plug	No	Frequency (Hz)	50-60 Hz
Electrical connection rating	202 W	Comprimento do cabo de alimentação	1500 mm
Voltage	220-240 V		

## Optional accessories


Charcoal filter	FLT4	Non return valve	No
Remote control	No	Kit with aesthetic components	No
Chimney extension	No	Diffuser kit	No
Vent outlet	No		



---

## Compatible Accessories

---



**FLT4**

Filtro de carvão Kit 1 peça



**KITALLFC**

Filtro de carvão universal Aço inoxidável AISI 304 O filtro pode ser lavado na máquina lava-louça a 50 °C (água e detergente adequado) e para secar colocar no forno 180°C 25 minutos

---

## Symbols glossary

---



Filtros: O modelo tem filtros para ajudar a remover a graxa do vapor que emana das panelas durante o cozimento.



Luzes: Todos os exaustores possuem luzes para iluminar a área de cozinhar ou adicionar ao ambiente da cozinha.

