

KS90AE

Product family	Hood
Tipo de Exaustor	Decorative wall hood
Design	T flat
Extraction	Extraction
Electronic control	No
Perimeter extraction	No
Material	Painted material
Type of steel	Brushed
EAN code	8017709201937
Aesthetic	Universal
Colour	Anthracite
Logotipo	Logotipo embutido





Controls

Control setting	Buttons
-----------------	---------

Program / Functions

No. of speeds	3
Intensive speed	No
24h air filter function	No
Other functions	No
Time-setting options	No
Other options	No
Ventilação automática	No

Technical Features

			
Hood without motor	No	No. of filters	3
Remote motor	No	Anti-grease filters	Aluminium
No. of lights	2	Charcoal filters included	No
Light type	LED	Filter replacement indicator	No
Light Power	1 W	Vent outlet	150 mm
Dimmer mode	No	Minimum distance from GAS hob	750 mm
Escala de temperatura de cor clara (°K)	4000 °K	Minimum distance from ELECTRIC hob	650 mm
Free outlet maximum capacity	610 m ³ /h	Non return valve	Yes
Motor power	200 W		

	Extraction rate IEC 61591 [m ³ /h]	Noise level IEC 60704-2-13 [dBA]
Speed 1	232	47
Speed 2	323	51
Speed 3	570	68

Accessories Included

Remote control	No	Tube reduction	Yes
Sliding door	No		

Performance / Energy Label



Consumo anual de energia (CAE exaustor)	54 kWh/a	Airbourne acoustical A-weighted sound Power Emission at minimum speed (SPEmin)	47 dBA
Energy efficiency class (EEC)	B	Airborne acoustical A-weighted sound Power Emission at maximum speed (SPEmax)	68 dBA
Fluid Dynamic Efficiency (FDE)	25,3	Time increase factor (F)	1,1
Fluid Dynamic Efficiency class (FDEC)	B	Measured air flow rate at best efficiency point (Qbep)	317 m ³ /h
Lighting Efficiency (LE)	105,5 lux/W	Measured air pressure at best efficiency point (Pbep)	375 Pa
Lighting Efficiency Class (LEC)	A	Measured electric power input at best efficiency point (Wbep)	131 W
Grease Filtering Efficiency (GFE)	80,9 %	Nominal Power consumption of the light system (WL)	2 W
Grease Filtering Efficiency Class (GFEC)	C	Average illumination of the light on the cooking surface (Emiddle)	232 lux
Air flow at minumum speed (Qmin)	232 m ³ /h	Sound power level at highest setting (Lwa)	68 dBA
Air flow at maximum speed (Qmax)	570 m ³ /h		

Electrical Connection

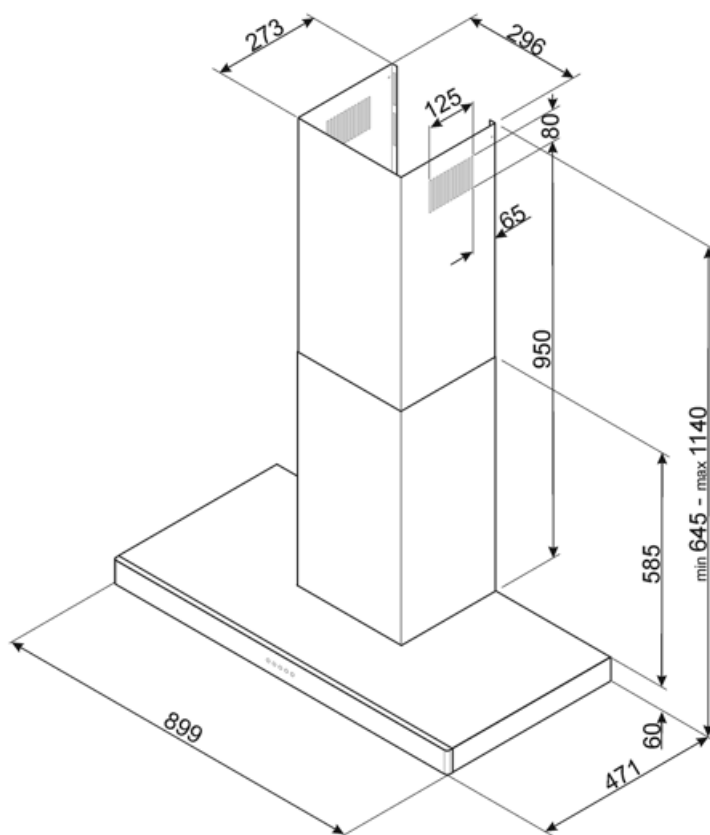
Plug	No	Frequency (Hz)	50-60 Hz
Electrical connection rating	240 W	Comprimento do cabo de alimentação	1000 mm
Voltage	220-240 V		

Also available


Outras cores disponíveis Antracite

Optional accessories

Charcoal filter	FLT4	Non return valve	No
Remote control	No	Kit with aesthetic components	No
Chimney extension	No	Diffuser kit	No
Vent outlet	No		



Compatible Accessories



FLT4

Filtro de carvão Kit 1 peça



KITALLFC

Filtro de carvão universal Aço inoxidável AISI 304 O filtro pode ser lavado na máquina lava-louça a 50 °C (água e detergente adequado) e para secar colocar no forno 180°C 25 minutos

Symbols glossary



Filtros: O modelo tem filtros para ajudar a remover a graxa do vapor que emana das panelas durante o cozimento.



Luzes: Todos os exaustores possuem luzes para iluminar a área de cozinhar ou adicionar ao ambiente da cozinha.

