

# KSCB90XE




Product family	Hood
Tipo de Exaustor	Ceiling hood
Design	Ceiling
Extraction	Extraction
Electronic control	Yes
Perimeter extraction	Yes
Material	Stainless steel
Type of steel	Brushed
EAN code	8017709258108
Aesthetic	Universal
Colour	Stainless steel
Acabamento	Satin
Logotipo	Logotipo serigrafado



## Controls

Control setting	Electronic buttons
-----------------	--------------------

## Program / Functions

No. of speeds	3
Intensive speed	
24h air filter function	No
Other functions	No
Time-setting options	No
Other options	No
Ventilação automática	No

## Technical Features



Hood without motor	No	No. of filters	2
Remote motor	No	Anti-grease filters	Stainless steel
No. of lights	4	Charcoal filters included	No
Light type	LED	Filter replacement indicator	No
Light Power	1 W	Vent outlet	150 mm
Dimmer mode	No	Minimum distance from GAS hob	750 mm
Escala de temperatura de cor clara (°K)	3000 °K	Minimum distance from ELECTRIC hob	650 mm
Free outlet maximum capacity	820 m <sup>3</sup> /h		
Motor power	275 W		

Non return valve Yes

	Extraction rate IEC 61591 [m <sup>3</sup> /h]	Noise level IEC 60704-2-13 [dBA]
Speed 1	232	47
Speed 2	428	58
Speed 3	589	69
Intensive speed	792	72

## Accessories Included

Remote control	Yes	Tube reduction	No
Sliding door	No		

## Performance / Energy Label



Consumo anual de energía (CAE exaustor)	43 kWh/a	Airborne acoustical A-weighted sound Power Emission at maximum speed (SPEmax)	68 dBA
Energy efficiency class (EEC)	A+	Airbourne acoustical A-weighted sound power emission at boost speed (SPEboost)	71 dBA
Fluid Dynamic Efficiency (FDE)	35.1	Power consumption in stand-by mode (Ps)	0.41 W
Fluid Dynamic Efficiency class (FDEC)	A	Time increase factor (F)	0.7
Lighting Efficiency (LE)	76.1 lux/W	Energy Efficiency Index	41.6
Lighting Efficiency Class (LEC)	A	Measured air flow rate at best efficiency point (Qbep)	399 m <sup>3</sup> /h
Grease Filtering Efficiency (GFE)	54.1 %	Measured air pressure at best efficiency point (Pbep)	486 Pa
Grease Filtering Efficiency Class (GFEC)	F	Measured electric power input at best efficiency point (Wbep)	154 W
Air flow at minumum speed (Qmin)	232 m <sup>3</sup> /h	Nominal Power consumption of the light system (WL)	4 W
Air flow at maximum speed (Qmax)	589 m <sup>3</sup> /h	Average illumination of the light on the cooking surface (Emiddle)	353 lux
Air flow at boost speed (Qboost)	792 m <sup>3</sup> /h	Sound power level at highest setting (Lwa)	68 dBA
Airbourne acoustical A-weighted sound Power Emission at minimum speed (SPEmin)	46 dBA		

## Electrical Connection

Plug	No	Frequency (Hz)	50-60 Hz
------	----	----------------	----------

Electrical connection rating 280 W  
Voltage 220-240 V

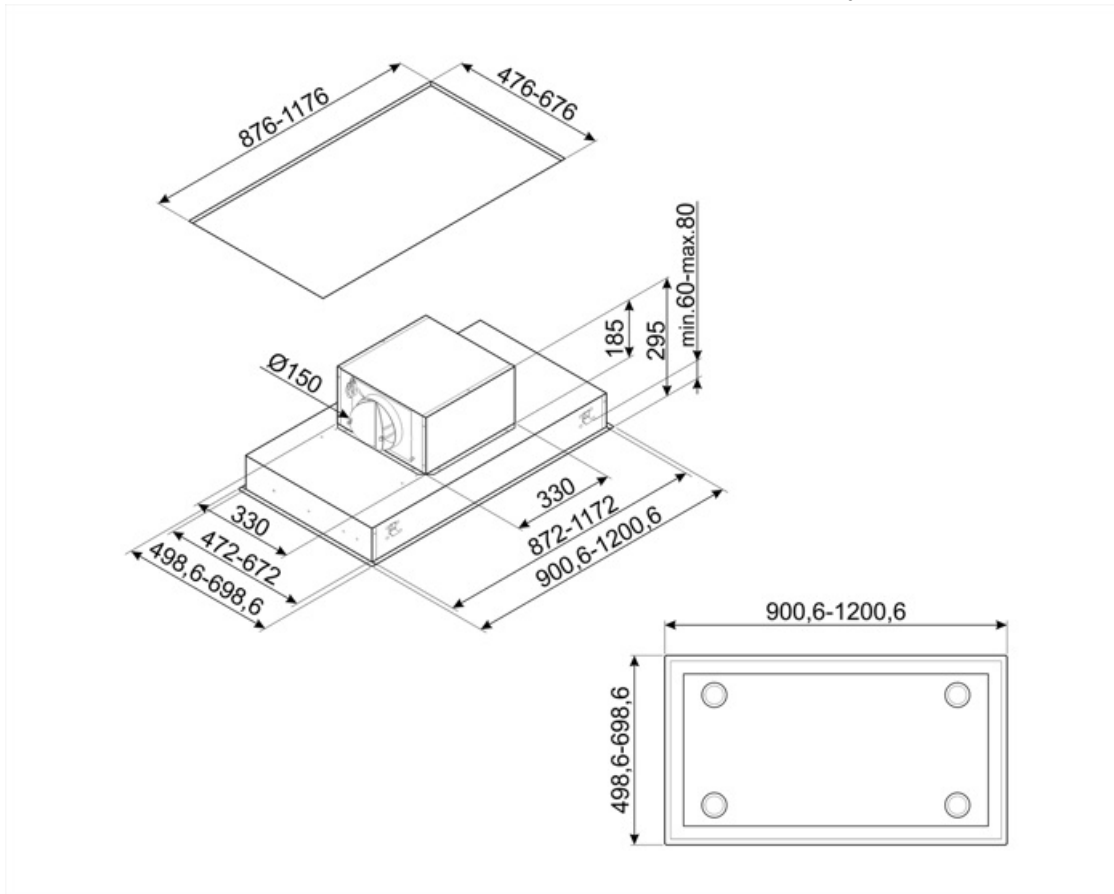
Comprimento do cabo de alimentação 1500 mm

## Also available

Outras cores disponíveis Branca

Códigos das outras cores disponíveis

KSCB90WHE



---

## Compatible Accessories

---

### FLT6

Filtros de carvão redondos (kit 2 peças)








### KITALLFC

Filtro de carvão universal Aço inoxidável AISI 304 O filtro pode ser lavado na máquina lava-louça a 50 °C (água e detergente adequado) e para secar colocar no forno 180°C 25 minutos



## Symbols glossary

-  A+: A classe de eficiência energética A+ ajuda a economizar até 10% de energia em comparação com a classe A. O desempenho máximo com consumo mínimo é garantido.
-  Luzes: Todos os exaustores possuem luzes para iluminar a área de cozinhar ou adicionar ao ambiente da cozinha.
-  Configuração intensiva/turbo: quando a extração extra rápida é necessária.
-  Filtros: O modelo tem filtros para ajudar a remover a graxa do vapor que emana das panelas durante o cozimento.
-  Painéis de extração de perímetro: muito eficiente e ajuda na redução de ruído.

---

## Benefit (TT)

---

### **Perimetral aspiration**

Optimized extraction through the perimeter aspiration system

Perimeter aspiration enhances extraction efficiency by directing vapors along the edges of the panel beneath the filters, optimizing air capture

### **Dimmering & Tunable lights**

Customized lighting with LED lights featuring adjustable intensity and color temperature, from warm to cool tones