

KSE110BLA


Product family	Hood
Hood Type	Decorative wall hood
Design	T flat
Extraction	Extraction
Electronic control	Yes
Material	Painted material
Type of steel	Brushed
EAN code	8017709280963
Aesthetic	Universale
Colour	Black
Logo	Embossed



Controls

Control setting	Buttons	Led color	White
-----------------	---------	-----------	-------

Program / Functions

No. of speeds	3
Intensive speed	
Time-setting options	

Technical Features



No. of lights	2	Anti-grease filters	Stainless steel
Light type	LED	Filter replacement indicator	Yes
Light Power	1 W	Vent outlet	150 mm
Light color temperature scale (°K)	4000 °K	Minimum distance from GAS hob	650 mm
Free outlet maximum capacity	830 m³/h	Minimum distance from ELECTRIC hob	650 mm
Motor power	275 W	Non return valve	Yes
No. of filters	3		

	Extraction rate IEC 61591 [m³/h]	Noise level IEC 60704-2-13 [dBA]
Speed 1	297	51

Speed 2	394	58
Speed 3	513	64
Intensive speed	702	72

Electrical Connection

Electrical connection rating	277 W	Frequency (Hz)	50-60 Hz
Voltage	220-240 V	Power supply cable length	1500 mm

Also available

Alternative colours available	Stainless steel, Cream	Available colours	KSE110XA, KSE110PA
--------------------------------------	------------------------	--------------------------	--------------------






Compatible Accessories

FLT6

Round Charcoal filters (kit 2 pieces)



Symbols glossary

- | | | | |
|--|---|---|--|
|  | Filters: Model has filters to help remove grease from the steam emanating from the pans during cooking. |  | Switch off automatically: A special setting, to run after the end of cooking for a pre-set time and then switch off automatically. |
|  | Warning light(s): to advise when filters need changing. |  | Lights: All cooker hoods feature lights to illuminate the cooking area or add to the ambience of the kitchen. |
|  | Intensive/turbo setting: when extra fast extraction is required. | | |