

KSEC91NE2

Product family	Hood
Tipo de Exaustor	Integrated (semi) hood
Design	Visible front panel
Extraction	Extraction
Electronic control	No
Perimeter extraction	No
Material	Painted material
EAN code	8017709274917
Aesthetic	Universal
Colour	Black
Cor da serigrafia	Serigrafia em cinza
Logotipo	Logotipo serigrafado





Controls

Control setting	Slider
-----------------	--------

Program / Functions

No. of speeds	3
Intensive speed	No
24h air filter function	No
Other functions	No
Time-setting options	No
Other options	No
Ventilação automática	No

Technical Features

			
Hood without motor	No	No. of filters	1
Remote motor	No	Anti-grease filters	Aluminium
No. of lights	2	Charcoal filters included	No
Light type	LED	Filter replacement indicator	No
Light Power	4 W	Vent outlet	120 mm
Dimmer mode	No	Minimum distance from GAS hob	650 mm
Free outlet maximum capacity	300 m ³ /h	Minimum distance from ELECTRIC hob	500 mm
Motor power	125 W	Non return valve	No

	Extraction rate IEC 61591 [m ³ /h]	Noise level IEC 60704-2-13 [dBA]
Speed 1	135	56
Speed 2	200	64
Speed 3	285	69

Accessories Included

Remote control	No	Tube reduction	No
Sliding door	No		

Performance / Energy Label



Consumo anual de energía (CAE exaustor)	67 kWh/a	Airbourne acoustical A-weighted sound Power Emission at minimum speed (SPEmin)	56 dBA
Energy efficiency class (EEC)	D	Airborne acoustical A-weighted sound Power Emission at maximum speed (SPEmax)	69 dBA
Fluid Dynamic Efficiency (FDE)	8,1	Time increase factor (F)	1,7
Fluid Dynamic Efficiency class (FDEC)	E	Energy Efficiency Index	90,5
Lighting Efficiency (LE)	11 lux/W	Measured air flow rate at best efficiency point (Qbep)	149 m ³ /h
Lighting Efficiency Class (LEC)	E	Measured air pressure at best efficiency point (Pbep)	193 Pa
Grease Filtering Efficiency (GFE)	40 %	Measured electric power input at best efficiency point (Wbep)	99 W
Grease Filtering Efficiency Class (GFEC)	G	Nominal Power consumption of the light system (WL)	8 W
Air flow at minimum speed (Qmin)	135 m ³ /h	Average illumination of the light on the cooking surface (Emiddle)	90 lux
Air flow at maximum speed (Qmax)	285 m ³ /h	Sound power level at highest setting (Lwa)	69 dBA

Electrical Connection

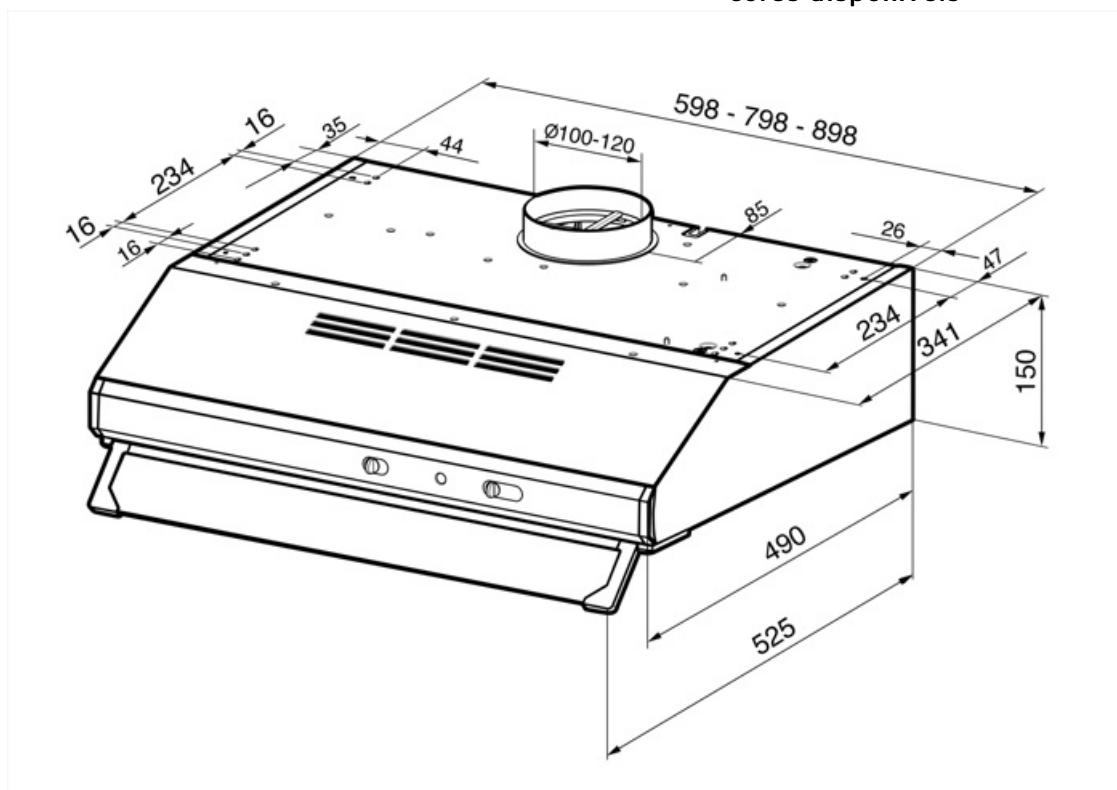
Plug	No	Frequency (Hz)	50 Hz
Electrical connection rating	133 W	Comprimento do cabo de alimentação	1000 mm
Voltage	220-240 V		

Also available

Outras cores disponíveis Branca, Aço inox

Códigos das outras cores disponíveis

KSEC91EB2 - KSEC91XE2



Compatible Accessories



KITFC111

Filtros de carvão redondos Kit 1 peça

Symbols glossary



Filtros: O modelo tem filtros para ajudar a remover a graxa do vapor que emana das panelas durante o cozimento.



Luzes: Todos os exaustores possuem luzes para iluminar a área de cozinhar ou adicionar ao ambiente da cozinha.