

KSED95PE

Product family	Hood
Tipo de Exaustor	Decorative wall hood
Design	Chimney
Extraction	Extraction
Electronic control	No
Perimeter extraction	No
Material	Painted material
Type of steel	Brushed
EAN code	8017709206093
Aesthetic	Universal
Colour	Cream
Logotipo	Logotipo embutido





Controls

Control setting	Slider	Display	No
-----------------	--------	---------	----

Program / Functions

No. of speeds	3
Intensive speed	No
24h air filter function	No
Other functions	No
Time-setting options	No
Other options	No
Ventilação automática	No

Technical Features

			
Hood without motor	No	No. of filters	3
Remote motor	No	Anti-grease filters	Aluminium
No. of lights	2	Charcoal filters included	No
Light type	LED	Filter replacement indicator	No
Light Power	1 W	Vent outlet	150 mm
Dimmer mode	No	Minimum distance from GAS hob	750 mm
Escala de temperatura de cor clara (°K)	4000 °K	Minimum distance from ELECTRIC hob	650 mm
Free outlet maximum capacity	595 m ³ /h	Non return valve	Yes
Motor power	200 W		

	Extraction rate IEC 61591 [m ³ /h]	Noise level IEC 60704-2-13 [dBA]
Speed 1	328	50
Speed 2	420	57
Speed 3	588	65

Accessories Included

Remote control	No	Tube reduction	No
Sliding door	No		

Performance / Energy Label



Consumo anual de energia (CAE exaustor)	54 kWh/a	Airbourne acoustical A-weighted sound Power Emission at minimum speed (SPEmin)	50 dBA
Energy efficiency class (EEC)	B	Airborne acoustical A-weighted sound Power Emission at maximum speed (SPEmax)	65 dBA
Fluid Dynamic Efficiency (FDE)	25,3	Time increase factor (F)	1,1
Fluid Dynamic Efficiency class (FDEC)	B	Energy Efficiency Index	61,2
Lighting Efficiency (LE)	74,3 lux/W	Measured air flow rate at best efficiency point (Qbep)	318 m ³ /h
Lighting Efficiency Class (LEC)	A	Measured air pressure at best efficiency point (Pbep)	375 Pa
Grease Filtering Efficiency (GFE)	70,8 %	Measured electric power input at best efficiency point (Wbep)	131 W
Grease Filtering Efficiency Class (GFEC)	D	Nominal Power consumption of the light system (WL)	2 W
Air flow at minimum speed (Qmin)	328 m ³ /h	Average illumination of the light on the cooking surface (Emiddle)	164 lux
Air flow at maximum speed (Qmax)	588 m ³ /h	Sound power level at highest setting (Lwa)	65 dBA

Electrical Connection

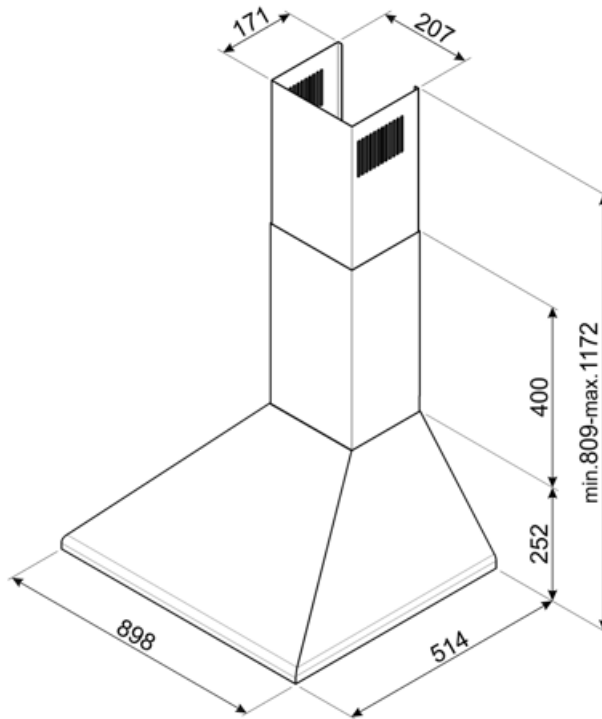
Plug	No	Frequency (Hz)	50-60 Hz
Electrical connection rating	202 W	Comprimento do cabo de alimentação	1000 mm
Voltage	220-240 V		

Also available

Outras cores disponíveis Preta, Aço inox, Antracite,
Bordeaux

Códigos das outras
cores disponíveis

KSED95NEE - KSED95XE -
KSED95AE - KSED95RWE



Compatible Accessories

FLT6

Filtros de carvão redondos (kit 2 peças)



KITALLFC

Filtro de carvão universal Aço inoxidável AISI 304 O filtro pode ser lavado na máquina lava-louça a 50 °C (água e detergente adequado) e para secar colocar no forno 180°C 25 minutos



Symbols glossary



Filtros: O modelo tem filtros para ajudar a remover a graxa do vapor que emana das panelas durante o cozimento.



Luzes: Todos os exaustores possuem luzes para iluminar a área de cozinhar ou adicionar ao ambiente da cozinha.