

KSEG5XSA

Product family	Hood
Hood Type	Integrated hood
Design	Fully integrated
Extraction	Extraction
Electronic control	Yes
Material	Stainless steel
Type of steel	Brushed
EAN code	8017709271343
Aesthetic	Universale
Colour	Stainless steel
Finishing	Satin
Serigraphy colour	Black
Logo	Silk screen



Controls

Control setting	Buttons	Led color	Red
-----------------	---------	-----------	-----

Program / Functions

No. of speeds	3
Intensive speed	

Technical Features

			
No. of lights	2	No. of filters	1
Light type	LED	Anti-grease filters	Aluminium
Light Power	5 W	Vent outlet	150 mm
Light color temperature scale (°K)	3000 °K	Minimum distance from GAS hob	650 mm
Free outlet maximum capacity	691 m³/h	Minimum distance from ELECTRIC hob	500 mm
Motor power	275 W	Non return valve	Yes

	Extraction rate IEC 61591 [m³/h]	Noise level IEC 60704-2-13 [dBA]
Speed 1	288	54
Speed 2	428	62
Speed 3	559	70

Intensive speed	691	74
-----------------	-----	----

Performance / Energy Label



Annual Efficiency Consumption (AEChood)	109 kWh/a
Energy efficiency class (EEC)	C
Fluid Dynamic Efficiency (FDE)	19,4
Fluid Dynamic Efficiency class (FDEC)	C
Lighting Efficiency (LE)	76,1 lux/W
Lighting Efficiency Class (LEC)	A
Grease Filtering Efficiency (GFE)	76 %
Grease Filtering Efficiency Class (GFEC)	C
Air flow at minumum speed (Qmin)	288 m³/h
Air flow at maximum speed (Qmax)	559 m³/h
Air flow at boost speed (Qboost)	691 m³/h

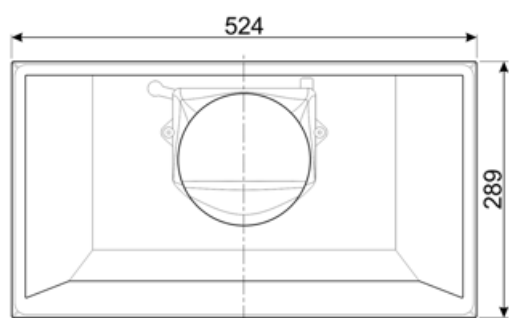
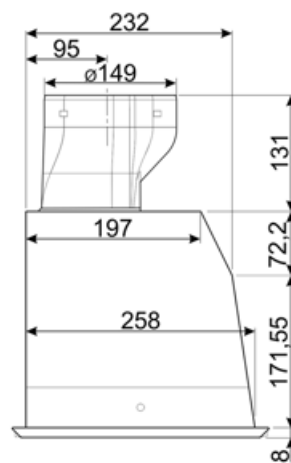
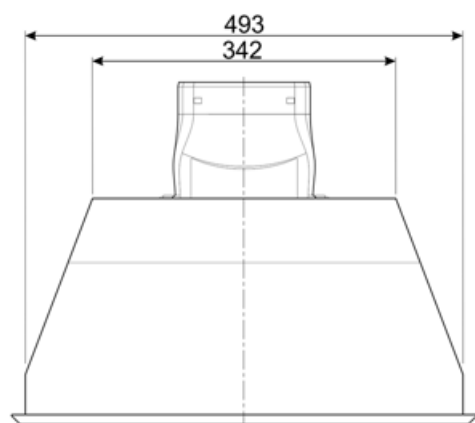
Airbourne acoustical A-weighted sound Power Emission at minimum speed (SPEmin)	54 dBA
Airborne acoustical A-weighted sound Power Emission at maximum speed (SPEmax)	70 dBA
Airbourne acoustical A-weighted sound power emission at boost speed (SPEboost)	74 dBA
Time increase factor (F)	1,3
Measured air flow rate at best efficiency point (Qbep)	448 m³/h
Measured air pressure at best efficiency point (Pbep)	334 Pa
Measured electric power input at best efficiency point (Wbep)	215 W
Nominal Power consumption of the light system (WL)	10 W
Average illumination of the light on the cooking surface (Emiddle)	761 lux
Sound power level at highest setting (Lwa)	70 dBA

Electrical Connection

Plug	Not present	Frequency (Hz)	50-60 Hz
Electrical connection rating	285 W	Power supply cable length	1000 mm
Voltage	220-240 V		

Optional accessories

Charcoal filter	KITFC220
-----------------	----------



Compatible Accessories

KITFC220

Charcoal filters Kit 2 pieces



Symbols glossary



Filters: Model has filters to help remove grease from the steam emanating from the pans during cooking.



Lights: All cooker hoods feature lights to illuminate the cooking area or add to the ambience of the kitchen.



Intensive/turbo setting: when extra fast extraction is required.