

KSEG78PXE



Product family	Hood
Hood Type	Integrated hood
Design	Fully integrated
Extraction	Extraction
Electronic control	Yes
Perimeter extraction	Yes
Material	Stainless steel
Type of steel	Brushed
EAN code	8017709224905
Hood width	77 cm
Aesthetic	Universale
Colour	Stainless steel
Finishing	Satin
Logo	Embossed



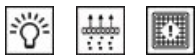
Controls

Control setting	Electronic buttons	Led color	White
-----------------	--------------------	-----------	-------

Program / Functions

No. of speeds	3
Intensive speed	
Time-setting options	

Technical Features



No. of lights	2	Anti-grease filters	Aluminium
Light type	LED	Filter replacement indicator	Yes
Light Power	1 W	Vent outlet	150 mm
Light color temperature scale (K)	4000 K	Minimum distance from GAS hob	650 mm
Free outlet maximum capacity	673 m ³ /h	Minimum distance from ELECTRIC hob	500 mm
Motor power	275 W	Non return valve	Yes
No. of filters	2		

	Extraction rate IEC 61591 [m ³ /h]	Noise level IEC 60704-2-13 [dBA]
Speed 1	261	46

Speed 2	436	58
Speed 3	606	65
Intensive speed	683	68

Performance / Energy Label




Annual Efficiency Consumption (AEChood)	46 kWh/a	Airbourne acoustical A-weighted sound Power Emission at minimum speed (SPEmin)	46 dBA
Energy efficiency class (EEC)	A	Airborne acoustical A-weighted sound Power Emission at maximum speed (SPEmax)	65 dBA
Fluid Dynamic Efficiency (FDE)	31,7	Airbourne acoustical A-weighted sound power emission at boost speed (SPEboost)	68 dBA
Fluid Dynamic Efficiency class (FDEC)	A	Time increase factor (F)	0,9
Lighting Efficiency (LE)	111,8 lux/W	Measured air flow rate at best efficiency point (Qbep)	329 m ³ /h
Lighting Efficiency Class (LEC)	A	Measured air pressure at best efficiency point (Pbep)	466 Pa
Grease Filtering Efficiency (GFE)	56,9 %	Measured electric power input at best efficiency point (Wbep)	134 W
Grease Filtering Efficiency Class (GFEC)	E	Nominal Power consumption of the light system (WL)	2 W
Air flow at minumum speed (Qmin)	261 m ³ /h	Average illumination of the light on the cooking surface (Emiddle)	246 lux
Air flow at maximum speed (Qmax)	606 m ³ /h	Sound power level at highest setting (Lwa)	65 dBA
Air flow at boost speed (Qboost)	683 m ³ /h		

Electrical Connection

Electrical connection rating	277 W	Power supply cable length	1500 mm
Voltage	220-240 V	Plug	Not present
Frequency (Hz)	50-60 Hz		










Compatible Accessories



FLT4

Charcoal filter Kit 1 piece

Symbols glossary

- | | | | |
|--|---|---|--|
|  | Filters: Model has filters to help remove grease from the steam emanating from the pans during cooking. |  | Switch off automatically: A special setting, to run after the end of cooking for a pre-set time and then switch off automatically. |
|  | Energy efficiency class A |  | Warning light(s): to advise when filters need changing. |
|  | Lights: All cooker hoods feature lights to illuminate the cooking area or add to the ambience of the kitchen. |  | Perimeter extraction panels: very efficient and aid noise reduction. |
|  | Intensive/turbo setting: when extra fast extraction is required. | | |