

# KSEG7XSA

Product family	Hood
Hood Type	Integrated hood
Design	Fully integrated
Extraction	Extraction
Material	Stainless steel
Type of steel	Brushed
EAN code	8017709271350
Hood width	70 cm



## Aesthetics

Aesthetic	Universale	Serigraphy colour	Black
Colour	Stainless steel	Logo	Silk screen
Finishing	Satin		

## Controls

Control setting	Electronic buttons	Led color	Red
-----------------	--------------------	-----------	-----

## Programs / Functions

No. of speeds	3
Intensive speed	

## Technical Features

			
No. of lights	2	No. of filters	2
Light type	LED	Anti-grease filters	Aluminium
Light Power	5 W	Vent outlet	150 mm
Light color temperature scale (°K)	3000 °K	Minimum distance from GAS hob	650 mm
Free outlet maximum capacity	691 m³/h	Minimum distance from ELECTRIC hob	500 mm
Motor power	275 W	Non return valve	Yes

	Extraction rate IEC 61591 [m³/h]	Noise level IEC 60704-2- 13 [dB(A)]
Speed 1	288	54
Speed 2	428	62
Speed 3	559	70
Intensive speed	691	74

## Performance / Energy Label

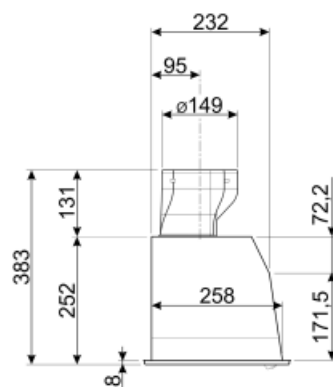
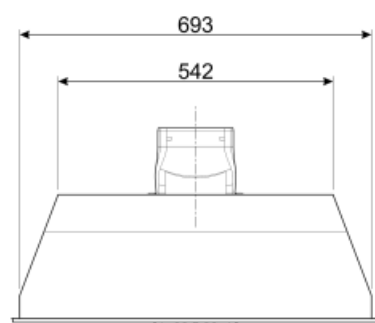
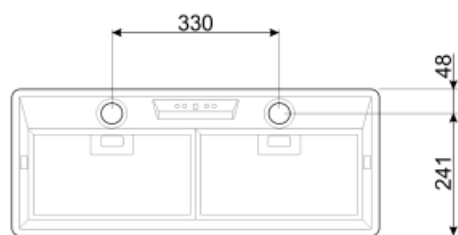


Annual Efficiency Consumption (AEChood)	109 kWh/a	Airbourne acoustical A-weighted sound Power Emission at minimum speed (SPEmin)	54 dB(A)
Energy efficiency class (EEC)	C	Airborne acoustical A-weighted sound Power Emission at maximum speed (SPEmax)	70 dB(A)
Fluid Dynamic Efficiency (FDE)	19.4	Airbourne acoustical A-weighted sound power emission at boost speed (SPEboost)	74 dB(A)
Fluid Dynamic Efficiency class (FDEC)	C	Power consumption in stand-by mode (Ps)	0.49 W
Lighting Efficiency (LE)	76.1 lux/W	Time increase factor (F)	1.3
Lighting Efficiency Class (LEC)	A	Measured air flow rate at best efficiency point (Qbep)	448 m³/h
Grease Filtering Efficiency (GFE)	76 %	Measured air pressure at best efficiency point (Pbep)	334 Pa
Grease Filtering Efficiency Class (GFEC)	C	Measured electric power input at best efficiency point (Wbep)	215 W
Air flow at minumum speed (Qmin)	288 m³/h	Nominal Power consumption of the light system (WL)	10 W
Air flow at maximum speed (Qmax)	559 m³/h	Average illumination of the light on the cooking surface (Emiddle)	761 lux
Air flow at boost speed (Qboost)	691 m³/h	Sound power level at highest setting (Lwa)	70 dB(A)

## Electrical Connection

Electrical connection rating	285 W	Frequency (Hz)	50-60 Hz
Voltage	220-240 V	Power supply cable length	1000 mm

## Optional accessories



---

## Not included accessories

---

KITFC220

Charcoal filters Kit 2 pieces



---

## Symbols glossary (TT)

---



**Filters:** Model has filters to help remove grease from the steam emanating from the pans during cooking.



**C:** Product energy rating



**Lights:** All cooker hoods feature lights to illuminate the cooking area or add to the ambience of the kitchen.



**Intensive/turbo setting:** when extra fast extraction is required.