


# KSEG90XE-2



Product family	Hood
Hood Type	Ceiling Cooker Hoods
Design	Ceiling
Extraction	Ducted out or re-circulation possible
Electronic control	Yes
Perimeter extraction	Yes
Material	Stainless steel
Type of steel	Brushed
EAN code	8017709223144
Hood width	90 cm



## Aesthetics

Aesthetics	Universal	Serigraphy colour	Black
Colour	Stainless steel	Logo	Silk screen
Finishing	Brushed		

## Controls

Control setting	Electronic buttons
-----------------	--------------------

## Technical Features



No. of lights	2	Anti-grease filters	Aluminium
Light type	LED	Filter replacement indicator	Yes
Light power	1 W	Vent outlet	150 mm
Dimmer mode	Yes	Minimum distance from GAS hob	650 mm
Free outlet maximum capacity	845 m <sup>3</sup> /h	Minimum distance from ELECTRIC hob	650 mm
Motor power	270 W	Non return valve	Yes
No. of filters	3		

	Extraction rate IEC 61591 [m <sup>3</sup> /h]	Noise level IEC 60704-2-13 [dBA]
Speed 1	290	50
Speed 2	520	63

Speed 3	630	68
Intensive speed	800	71

## Accessories Included

Remote control                      Yes

## Performance / Energy Label



Annual Efficiency Consumption (AEChood)	56 kWh/year	Airbourne acoustical A-weighted sound Power Emission at minimum speed (SPEmin)	50 dBA
Energy efficiency class (EEC)	A	Airborne acoustical A-weighted sound Power Emission at maximum speed (SPEmax)	68 dBA
Fluid Dynamic Efficiency (FDE)	29,5	Airbourne acoustical A-weighted sound power emission at boost speed (SPEboost)	71 dBA
Fluid Dynamic Efficiency class (FDEC)	A	Power Consumption in Off mode (Po)	0,49 W
Lighting Efficiency (LE)	95 lux/W	Time increase factor (F)	0,9
Lighting Efficiency Class (LEC)	A	Measured air flow rate at best efficiency point (Qbep)	372 m³/h
Grease Filtering Efficiency (GFE)	55,1 %	Measured air pressure at best efficiency point (Qbep)	474 Pa
Grease Filtering Efficiency Class (GFEC)	E	Measured electric power input at best efficiency point (Wbep)	166 W
Air flow at mininum speed (Qmin)	290 m³/h	Normal Power of the light system (WI)	2 W
Maximum extraction rate	630 m³/h	Average illumination of the light on the cooking surface (Emiddle)	210 lux
Intensive extraction rate	800 m³/h	Sound power level at highest setting (Lwa)	68 dBA

## Electrical Connection

Nominal power	272 W	Frequency (Hz)	50-60 Hz
Voltage	220-240 V	Power supply cable length	1500 mm

## Also available

Alternative colours available

White, Black

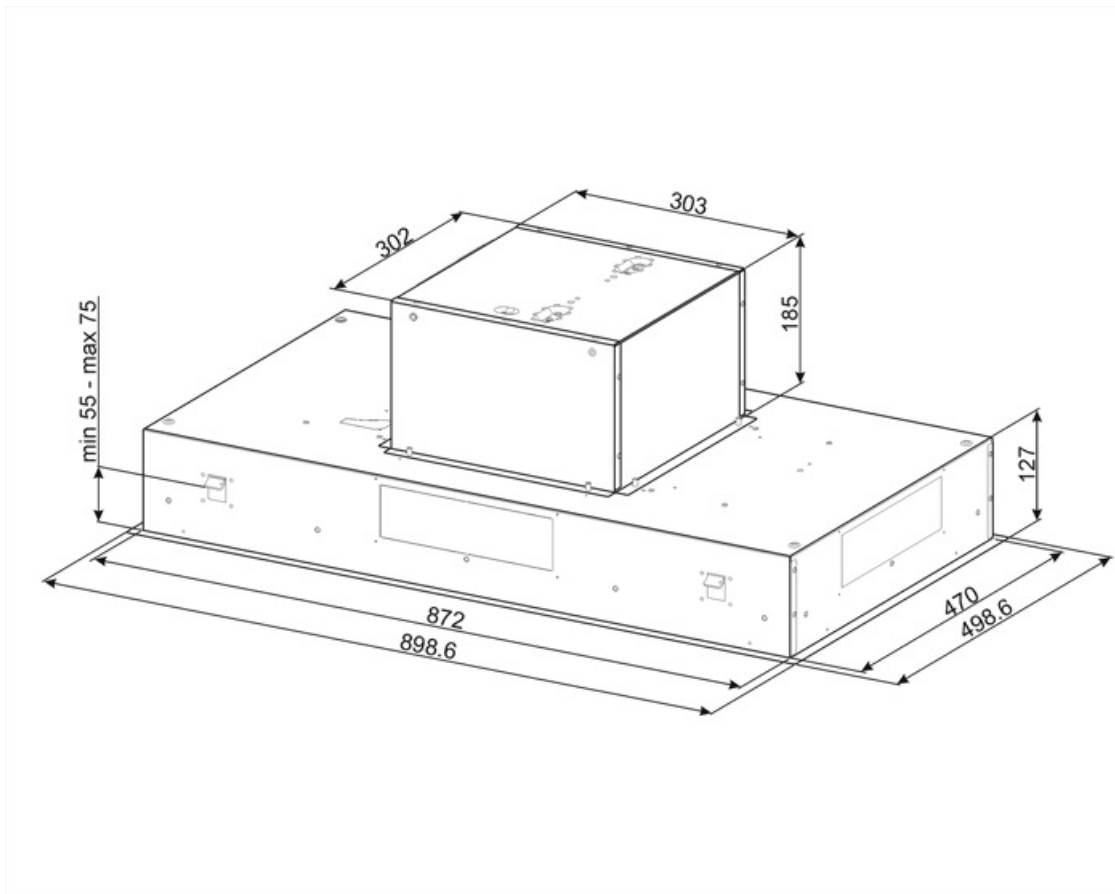
Available colours

KSEG90VXBE -  
KSEG90VXNE










## Optional accessories

Charcoal filter

KITFC152



## Symbols glossary

-  24h: When selected this function refreshes the air for c. 10 minutes every hour over a 24 hour period, at minimum speed and an imperceptible noise level.
-  Switch off automatically: A special setting, to run after the end of cooking for a pre-set time and then switch off automatically.
-  ...
-  Lights: All cooker hoods feature lights to illuminate the cooking area or add to the ambience of the kitchen.
-  Intensive/turbo setting: when extra fast extraction is required.
-  Filters: Model has filters to help remove grease from the steam emanating from the pans during cooking.
-  A: Product drying performance, measured from A+++ to D / G depending on the product family
-  Warning light(s): to advise when filters need changing.
-  Perimeter extraction panels: very efficient and aid noise reduction.