

KSET56LX3

Product family	Hood
Tipo de Exaustor	Integrated (semi) hood
Design	Visible front panel
Extraction	Extraction
Electronic control	No
Perimeter extraction	No
Material	Stainless steel
Type of steel	Brushed
EAN code	8017709333638
Aesthetic	Universal
Colour	Stainless steel
Acabamento	Satin
Glass Type	Clear
Cor da serigrafia	Serigrafia em preto
Logotipo	Logotipo serigrafado





Controls

Control setting	Slider
-----------------	--------

Program / Functions

No. of speeds	3
Intensive speed	No
24h air filter function	No
Other functions	No
Time-setting options	No
Other options	No

Technical Features

			
Hood without motor	No	No. of filters	1
Remote motor	No	Anti-grease filters	Aluminium
No. of lights	2	Charcoal filters included	No
Light type	LED	Filter replacement indicator	No
Light Power	6 W	Vent outlet	120 mm
Dimmer mode	No	Minimum distance from GAS hob	650 mm
Escala de temperatura de cor clara (°K)	2700 °K	Minimum distance from ELECTRIC hob	500 mm
Free outlet maximum capacity	237 m ³ /h	Non return valve	No
Motor power	75 W		

	Extraction rate IEC 61591 [m ³ /h]	Noise level IEC 60704-2-13 [dBA]
Speed 1	132	44
Speed 2	165	43
Speed 3	230	53

Accessories Included

Remote control	No	Tube reduction	Yes
Sliding door	No		

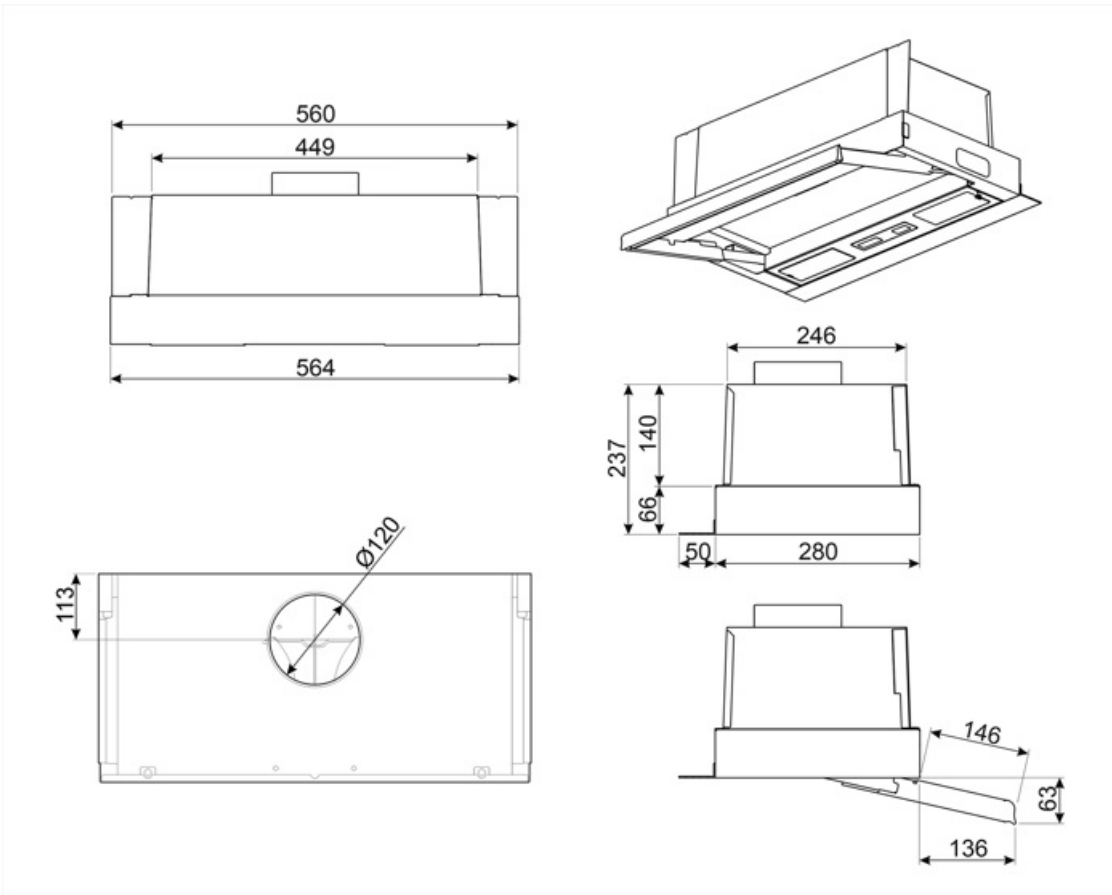
Performance / Energy Label



Consumo anual de energia (CAE exaustor)	49 kWh/a	Airbourne acoustical A-weighted sound Power Emission at minimum speed (SPEmin)	47 dBA
Energy efficiency class (EEC)	C	Airborne acoustical A-weighted sound Power Emission at maximum speed (SPEmax)	55 dBA
Fluid Dynamic Efficiency (FDE)	8,4	Time increase factor (F)	1,7
Fluid Dynamic Efficiency class (FDEC)	E	Energy Efficiency Index	84,1
Lighting Efficiency (LE)	20,1 lux/W	Measured air flow rate at best efficiency point (Qbep)	135 m ³ /h
Lighting Efficiency Class (LEC)	B	Measured air pressure at best efficiency point (Pbep)	160 Pa
Grease Filtering Efficiency (GFE)	65,1 %	Measured electric power input at best efficiency point (Wbep)	72 W
Grease Filtering Efficiency Class (GFEC)	D	Nominal Power consumption of the light system (WL)	6 W
Air flow at minimum speed (Qmin)	130 m ³ /h	Average illumination of the light on the cooking surface (Emiddle)	121 lux
Air flow at maximum speed (Qmax)	225 m ³ /h	Sound power level at highest setting (Lwa)	55 dBA

Electrical Connection

Plug	No	Frequency (Hz)	50-60 Hz
Electrical connection rating	81 W	Comprimento do cabo de alimentação	1500 mm
Voltage	220-240 V		



Compatible Accessories

KITFC62

Filtro de carvão redondo (kit 2 peças)



Symbols glossary



Filtros: O modelo tem filtros para ajudar a remover a graxa do vapor que emana das panelas durante o cozimento.



Luzes: Todos os exaustores possuem luzes para iluminar a área de cozinhar ou adicionar ao ambiente da cozinha.

