


# KSET900XE

Product family	Hood
Hood Type	Telescopic Cooker Hoods
Design	Telescopic
Extraction	Ducted out or re-circulation possible
Material	Stainless steel
Type of steel	Brushed
EAN code	8017709205379
Hood width	90 cm



## Aesthetics

Aesthetics	Universal	Serigraphy colour	Black
Colour	Stainless steel	Logo	Silk screen
Finishing	Brushed		

## Controls

Control setting	Slider
-----------------	--------

## Programs / Functions

No. of speeds	3
---------------	---

## Technical Features



No. of lights	2	No. of filters	2
Light type	LED	Anti-grease filters	Aluminium
Light power	3 W	Vent outlet	150 mm
Light colour	3500 °K	Minimum distance from GAS hob	650 mm
Free outlet maximum capacity	600 m³/h	Minimum distance from ELECTRIC hob	500 mm
Motor power	175 W	Non return valve	Yes

	Extraction rate IEC 61591 [m³/h]	Noise level IEC 60704-2-13 [dB(A)]
Speed 1	240	44
Speed 2	368	54
Speed 3	581	65

## Performance / Energy Label

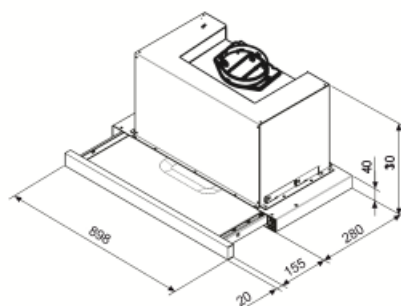
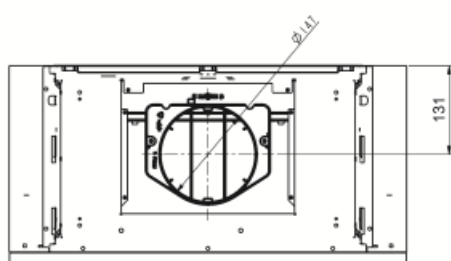
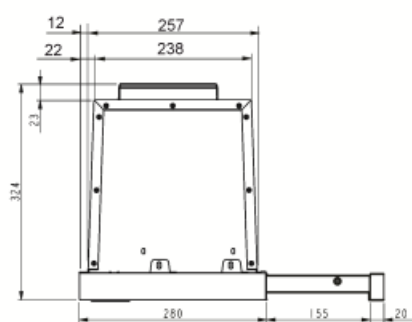
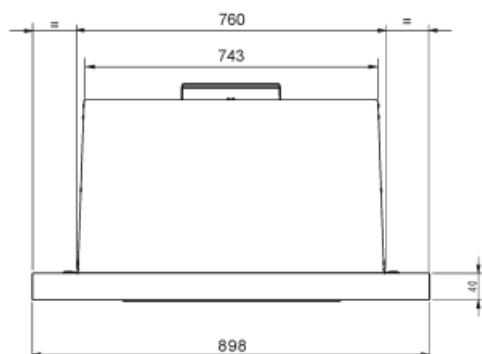
B

**Annual Efficiency Consumption (AEChood)** 75 KWh/year  
**Energy efficiency class (EEC)** B  
**Fluid Dynamic Efficiency (FDE)** 21  
**Fluid Dynamic Efficiency class (FDEC)** C  
**Lighting Efficiency (LE)** 76,1 lux/W  
**Lighting Efficiency Class (LEC)** A  
**Grease Filtering Efficiency (GFE)** 76 %  
**Grease Filtering Efficiency Class (GFEC)** C  
**Air flow at minumum speed (Qmin)** 240 m³/h  
**Maximum extraction rate** 581 m³/h

**Airbourne acouistical A-weighted sound Power Emission at minimum speed (SPEmin)** 44 dB(A)  
**Airborne acouistical A-weighted sound Power Emission at maximum speed (SPEmax)** 65 dB(A)  
**Time increase factor (F)** 1,2  
**Energy Efficiency Index per first cavity** 69,4  
**Measured air flow rate at best efficiency point (Qbep)** 352 m³/h  
**Measured air pressure at best efficiency point (Qbep)** 354 Pa  
**Measured electric power input at best efficiency point (Wbep)** 165 W  
**Normal Power of the light system (WI)** 4 W  
**Average illumination of the light on the cooking surface (Emiddle)** 304 lux  
**Sound power level at highest setting (Lwa)** 65 dB(A)

## Electrical Connection

**Nominal power** 215 W  
**Voltage** 220-240 V  
**Frequency (Hz)** 50-60 Hz  
**Power supply cable length** 1500 mm



---

## Not included accessories

---



KITFC500

Round Charcoal filters (kit 2 pieces)

---

## Symbols glossary

---



**Filters:** Model has filters to help remove grease from the steam emanating from the pans during cooking.



**Lights:** All cooker hoods feature lights to illuminate the cooking area or add to the ambience of the kitchen.



**B:** Product energy rating, measured from A+++ to D / G depending on the product family.