

# KSG52HPE

Product family	Hood
Hood Type	Integrated hood
Design	Fully integrated
Extraction	Extraction
Electronic control	Yes
Material	Painted material
Type of steel	Brushed
EAN code	8017709333614
Hood width	52 cm
Aesthetic	Universale
Colour	Stainless steel
Finishing	Satin
Serigraphy colour	Black
Logo	Silk screen



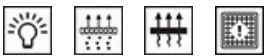
## Controls

Control setting	Buttons	Led color	White
-----------------	---------	-----------	-------

## Program / Functions

No. of speeds	3
---------------	---

## Technical Features



No. of lights	2	Anti-grease filters	Aluminium
Light type	LED	Charcoal filters included	Yes
Light Power	5 W	Filter replacement indicator	Yes
Light color temperature scale (K)	3500 K	Vent outlet	150 mm
Free outlet maximum capacity	580 m <sup>3</sup> /h	Minimum distance from GAS hob	650 mm
Motor power	175 W	Minimum distance from ELECTRIC hob	500 mm
No. of filters	1		

	Extraction rate IEC 61591 [m <sup>3</sup> /h]	Noise level IEC 60704-2-13 [dBA]
Speed 1	232	44
Speed 2	356	53

Speed 3	584	63
------------	-----	----

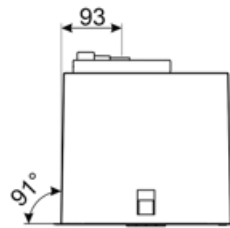
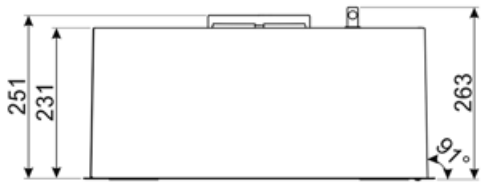
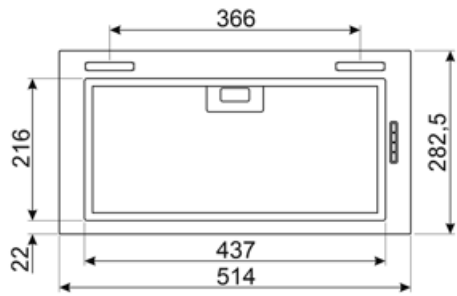
## Performance / Energy Label



Annual Efficiency Consumption (AEChood)	75 kWh/a	Airbourne acoustical A-weighted sound Power Emission at minimum speed (SPEmin)	46 dBA
Energy efficiency class (EEC)	B	Airborne acoustical A-weighted sound Power Emission at maximum speed (SPEmax)	65 dBA
Fluid Dynamic Efficiency (FDE)	20,9	Time increase factor (F)	1,2
Fluid Dynamic Efficiency class (FDEC)	C	Energy Efficiency Index	69,6
Lighting Efficiency (LE)	44,1 lux/W	Measured air flow rate at best efficiency point (Qbep)	345 m <sup>3</sup> /h
Lighting Efficiency Class (LEC)	A	Measured air pressure at best efficiency point (Pbep)	355 Pa
Grease Filtering Efficiency (GFE)	75,1 %	Measured electric power input at best efficiency point (Wbep)	163 W
Grease Filtering Efficiency Class (GFEC)	C	Nominal Power consumption of the light system (WL)	5 W
Air flow at minumum speed (Qmin)	225 m <sup>3</sup> /h	Average illumination of the light on the cooking surface (Emiddle)	221 lux
Air flow at maximum speed (Qmax)	580 m <sup>3</sup> /h	Sound power level at highest setting (Lwa)	65 dBA

## Electrical Connection

Electrical connection rating	285 W	Power supply cable length	1000 mm
Voltage	220-240 V	Plug	Not present
Frequency (Hz)	50-60 Hz		



---

## Compatible Accessories

---

**KITFC221R**

Charcoal filter high efficiency capable to regenerate and last up to 3 years.



---

## Symbols glossary

---



**Filters:** Model has filters to help remove grease from the steam emanating from the pans during cooking.



**Charcoal filters:** Extracting through charcoal filters or directly to the exterior lessens strong cooking odours considerably.



**Warning light(s):** to advise when filters need changing.



**Lights:** All cooker hoods feature lights to illuminate the cooking area or add to the ambience of the kitchen.

