

KSG6P4X







Product family	Hood
Tipo de Exaustor	Integrated hood
Design	Fully integrated
Extraction	Extraction
Electronic control	Yes
Perimeter extraction	Yes
Material	Stainless steel
Type of steel	Brushed
EAN code	8017709319366
Aesthetic	Universal
Colour	Stainless steel
Acabamento	Satin
Logotipo	Logotipo serigrafado



Controls

Control setting	Controle de toque retroiluminado Branco	Led color	White
-----------------	--	-----------	-------

Program / Functions

No. of speeds	3
Intensive speed	
24h air filter function	
Other functions	No
Time-setting options	
Other options	No
Ventilação automática	No
Ventilação automática 2.0	

Technical Features



Hood without motor	No	No. of filters	2
Remote motor	No	Anti-grease filters	Aluminium
No. of lights	2	Charcoal filters included	No
Light type	LED	Filter replacement indicator	Yes
Light Power	2.3 W		
Dimmer mode	Yes	Vent outlet	150 mm

Faixa de temperatura de cor clara	2700° - 4000° °K	Minimum distance from GAS hob	650 mm
Free outlet maximum capacity	730 m³/h	Minimum distance from ELECTRIC hob	650 mm
Motor power	230 W	Non return valve	Yes

	Extraction rate IEC 61591 [m³/h]	Noise level IEC 60704-2-13 [dBA]
Speed 1	265	49
Speed 2	360	56
Speed 3	484	61
Intensive speed	660	67

Accessories Included

Remote control	No	Tube reduction	No
-----------------------	----	-----------------------	----

Performance / Energy Label

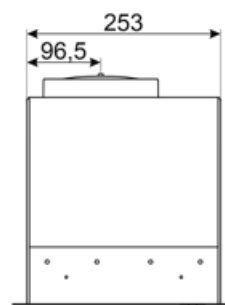
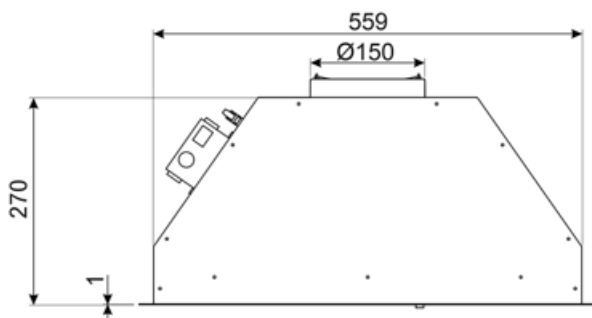
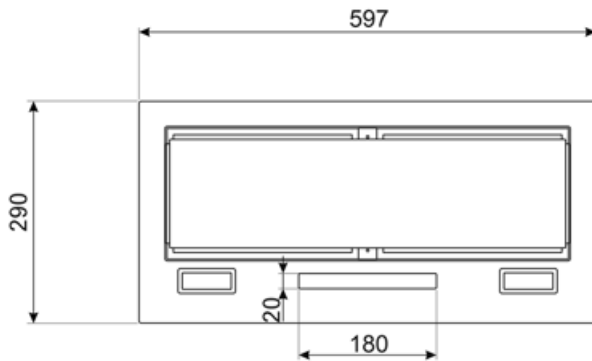


Consumo anual de energia (CAE exaustor)	58 kWh/a	Airborne acoustical A-weighted sound Power Emission at maximum speed (SPEmax)	62 dBA
Energy efficiency class (EEC)	B	Airbourne acoustical A-weighted sound power emission at boost speed (SPEboost)	67 dBA
Fluid Dynamic Efficiency (FDE)	27.9	Power Consumption in Off mode (Po)	0.49 W
Fluid Dynamic Efficiency class (FDEC)	B	Time increase factor (F)	1.0
Lighting Efficiency (LE)	39.3 lux/W	Energy Efficiency Index	58
Lighting Efficiency Class (LEC)	A	Measured air flow rate at best efficiency point (Qbep)	348 m³/h
Grease Filtering Efficiency (GFE)	74.9 %	Measured air pressure at best efficiency point (Pbep)	433 Pa
Grease Filtering Efficiency Class (GFEC)	D	Measured electric power input at best efficiency point (Wbep)	150 W
Air flow at minumum speed (Qmin)	265 m³/h	Nominal Power consumption of the light system (WL)	5 W
Air flow at maximum speed (Qmax)	484 m³/h	Average illumination of the light on the cooking surface (Emiddle)	181 lux
Air flow at boost speed (Qboost)	660 m³/h	Sound power level at highest setting (Lwa)	62 dBA
Airbourne acoustical A-weighted sound Power Emission at minimum speed (SPEmin)	49 dBA		

Electrical Connection

Plug No
Electrical connection 235 W
rating
Voltage 220-240 V

Frequency (Hz) 50-60 Hz
Comprimento do cabo
de alimentação 1500 mm



Compatible Accessories


FLT6

Filtros de carvão redondos (kit 2 peças)














KITALLFC

Filtro de carvão universal Aço inoxidável AISI 304 O filtro pode ser lavado na máquina lava-louça a 50 °C (água e detergente adequado) e para secar colocar no forno 180°C 25 minutos



Symbols glossary

- | | | | |
|---|---|---|---|
|  | 24h: Quando selecionada, esta função refresca o ar durante cerca de 10 minutos a cada hora durante um período de 24 horas, a uma velocidade mínima e a um nível de ruído imperceptível. |  | Filtros: O modelo tem filtros para ajudar a remover a graxa do vapor que emana das panelas durante o cozimento. |
|  | Desligar automaticamente: Uma configuração especial, para ser executada após o final do cozimento por um tempo pré-definido e, em seguida, desligar automaticamente. |  | Luz(s) de aviso: para avisar quando os filtros precisam ser trocados. |
|  | Luzes: Todos os exaustores possuem luzes para iluminar a área de cozinhar ou adicionar ao ambiente da cozinha. |  | Painéis de extração de perímetro: muito eficiente e ajuda na redução de ruído. |
|  | Configuração intensiva/turbo: quando a extração extra rápida é necessária. |  | Ligação entre a placa e o exaustor |
|  | Luzes de escurecimento |  | Branco sintonizável do quente ao frio |
|  | | | |

Benefit (TT)

Perimetral aspiration

Optimized extraction through the perimeter aspiration system

Perimeter aspiration enhances extraction efficiency by directing vapors along the edges of the panel beneath the filters, optimizing air capture

Dimmering & Tunable lights

Customized lighting with LED lights featuring adjustable intensity and color temperature, from warm to cool tones

Touch display back lighted white

Intuitive and immediate usability thanks to the elegant white LED backlit touch display

Autovent 2.0

Centralized and practical control via Bluetooth connection between hob and hood

The Auto-Vent 2.0 system enables automatic hood management through connection with the hob: both appliances switch on simultaneously, and the extraction power adjusts in real time to the cooking intensity.