

# KSG70HE

Product family	Hood
Tipo de Exaustor	Integrated hood
Design	Fully integrated
Extraction	Extraction
Electronic control	No
Perimeter extraction	No
Material	Painted material
EAN code	8017709275150
Aesthetic	Universal
Colour	Silver
Cor da serigrafia	Serigrafia em preto
Logotipo	Logotipo serigrafado





## Controls

Control setting	Buttons
-----------------	---------

## Program / Functions

No. of speeds	3
Intensive speed	No
24h air filter function	No
Other functions	No
Time-setting options	No
Other options	No
Ventilação automática	No

## Technical Features

			
Hood without motor	No	No. of filters	2
Remote motor	No	Anti-grease filters	Aluminium
No. of lights	2	Charcoal filters included	No
Light type	LED	Filter replacement indicator	No
Light Power	3 W	Vent outlet	120 mm
Dimmer mode	No	Minimum distance from GAS hob	650 mm
Escala de temperatura de cor clara (°K)	2700 °K	Minimum distance from ELECTRIC hob	500 mm
Free outlet maximum capacity	406 m <sup>3</sup> /h	Non return valve	Yes
Motor power	140 W		

	Extraction rate IEC 61591 [m <sup>3</sup> /h]	Noise level IEC 60704-2-13 [dBA]
Speed 1	288	62
Speed 2	340	66
Speed 3	368	67

## Accessories Included

Remote control	No	Tube reduction	No
Sliding door	No		

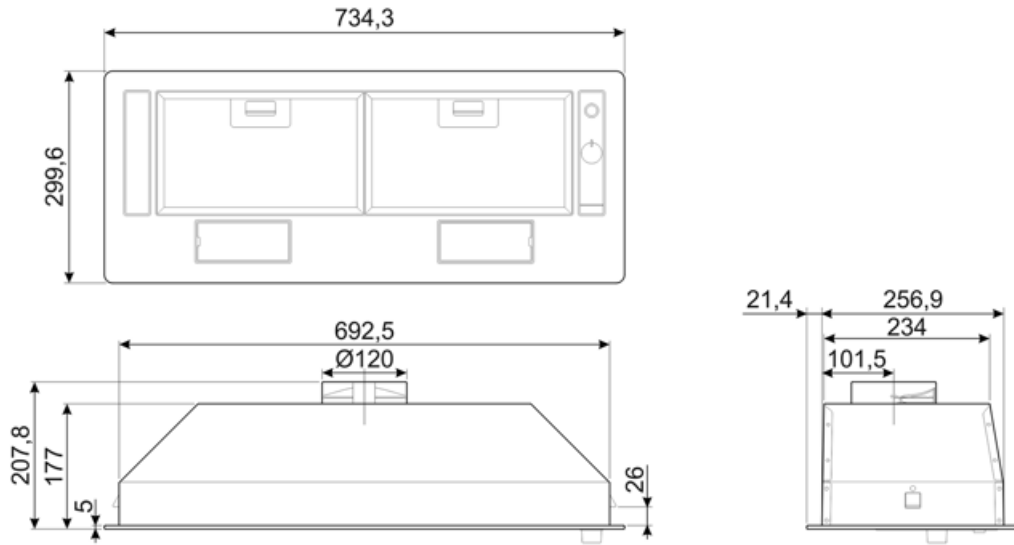
## Performance / Energy Label



Consumo anual de energía (CAE exaustor)	71 kWh/a	Airbourne acoustical A-weighted sound Power Emission at minimum speed (SPEmin)	62 dBA
Energy efficiency class (EEC)	D	Airborne acoustical A-weighted sound Power Emission at maximum speed (SPEmax)	67 dBA
Fluid Dynamic Efficiency (FDE)	11	Time increase factor (F)	1.6
Fluid Dynamic Efficiency class (FDEC)	E	Energy Efficiency Index	87.3
Lighting Efficiency (LE)	12.1 lux/W	Measured air flow rate at best efficiency point (Qbep)	206 m <sup>3</sup> /h
Lighting Efficiency Class (LEC)	D	Measured air pressure at best efficiency point (Pbep)	218 Pa
Grease Filtering Efficiency (GFE)	66 %	Measured electric power input at best efficiency point (Wbep)	113 W
Grease Filtering Efficiency Class (GFEC)	D	Nominal Power consumption of the light system (WL)	6 W
Air flow at minimum speed (Qmin)	290 m <sup>3</sup> /h	Average illumination of the light on the cooking surface (Emiddle)	73 lux
Air flow at maximum speed (Qmax)	368 m <sup>3</sup> /h	Sound power level at highest setting (Lwa)	67 dBA

## Electrical Connection

Plug	No	Frequency (Hz)	50-60 Hz
Electrical connection rating	146 W	Comprimento do cabo de alimentação	1500 mm
Voltage	220-240 V		



---

## Compatible Accessories

---

KITFC62

Filtro de carvão redondo (kit 2 peças)



---

## Symbols glossary

---



Filtros: O modelo tem filtros para ajudar a remover a graxa do vapor que emana das panelas durante o cozimento.



Luzes: Todos os exaustores possuem luzes para iluminar a área de cozinhar ou adicionar ao ambiente da cozinha.

