

# KSG70HPE

|                    |                  |
|--------------------|------------------|
| Product family     | Hood             |
| Hood Type          | Integrated hood  |
| Design             | Fully integrated |
| Extraction         | Extraction       |
| Electronic control | Yes              |
| Material           | Painted material |
| Type of steel      | Brushed          |
| EAN code           | 8017709333621    |
| Hood width         | 72 cm            |
| Aesthetic          | Universale       |
| Colour             | Stainless steel  |
| Finishing          | Satin            |
| Serigraphy colour  | Black            |
| Logo               | Silk screen      |



## Controls

|                 |         |           |       |
|-----------------|---------|-----------|-------|
| Control setting | Buttons | Led color | White |
|-----------------|---------|-----------|-------|

## Program / Functions

|               |   |
|---------------|---|
| No. of speeds | 3 |
|---------------|---|

## Technical Features



|                                   |                       |                                    |           |
|-----------------------------------|-----------------------|------------------------------------|-----------|
| No. of lights                     | 2                     | No. of filters                     | 2         |
| Light type                        | LED                   | Anti-grease filters                | Aluminium |
| Light Power                       | 5 W                   | Filter replacement indicator       | Yes       |
| Light color temperature scale (K) | 2700 K                | Vent outlet                        | 150 mm    |
| Free outlet maximum capacity      | 580 m <sup>3</sup> /h | Minimum distance from GAS hob      | 650 mm    |
| Motor power                       | 175 W                 | Minimum distance from ELECTRIC hob | 500 mm    |

|         | Extraction rate IEC 61591 [m <sup>3</sup> /h] | Noise level IEC 60704-2-13 [dBA] |
|---------|---|----------------------------------|
| Speed 1 | 232   | 44                               |
| Speed 2 | 356   | 53                               |

|            |     |    |
|------------|-----|----|
| Speed<br>3 | 584 | 63 |
|------------|-----|----|

## Accessories Included



Charcoal filters included Yes

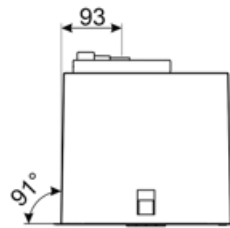
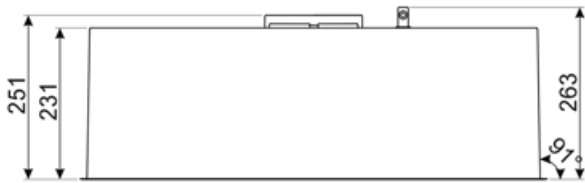
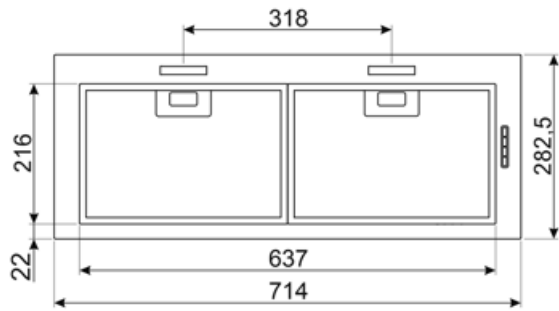
## Performance / Energy Label



|  |                       |  |                       |
|--|-----------------------|--|-----------------------|
| Annual Efficiency Consumption (AEChood)  | 75 kWh/a              | Airbourne acoustical A-weighted sound Power Emission at minimum speed (SPEmin) | 46 dBA                |
| Energy efficiency class (EEC)            | B                     | Airborne acoustical A-weighted sound Power Emission at maximum speed (SPEmax)  | 65 dBA                |
| Fluid Dynamic Efficiency (FDE)           | 20,9                  | Time increase factor (F)   | 1,2                   |
| Fluid Dynamic Efficiency class (FDEC)    | C                     | Energy Efficiency Index  | 69,6                  |
| Lighting Efficiency (LE)                 | 44,1 lux/W            | Measured air flow rate at best efficiency point (Qbep)                         | 345 m <sup>3</sup> /h |
| Lighting Efficiency Class (LEC)          | A                     | Measured air pressure at best efficiency point (Pbep)                          | 355 Pa                |
| Grease Filtering Efficiency (GFE)        | 75,1 %                | Measured electric power input at best efficiency point (Wbep)                  | 163 W                 |
| Grease Filtering Efficiency Class (GFEC) | C                     | Nominal Power consumption of the light system (WL)                             | 5 W                   |
| Air flow at minimum speed (Qmin)         | 225 m <sup>3</sup> /h | Average illumination of the light on the cooking surface (Emiddle)             | 221 lux               |
| Air flow at maximum speed (Qmax)         | 580 m <sup>3</sup> /h | Sound power level at highest setting (Lwa)                                     | 65 dBA                |

## Electrical Connection

|                              |           |                           |             |
|------------------------------|-----------|---------------------------|-------------|
| Electrical connection rating | 285 W     | Power supply cable length | 1000 mm     |
| Voltage                      | 220-240 V | Plug                      | Not present |
| Frequency (Hz)               | 50-60 Hz  |                           |             |



## Compatible Accessories

---

KITFC221R

Charcoal filter high efficiency capable to regenerate and last up to 3 years.



---

## Symbols glossary

---



**Filters:** Model has filters to help remove grease from the steam emanating from the pans during cooking.



**Charcoal filters:** Extracting through charcoal filters or directly to the exterior lessens strong cooking odours considerably.



**Warning light(s):** to advise when filters need changing.



**Lights:** All cooker hoods feature lights to illuminate the cooking area or add to the ambience of the kitchen.

