

KSG8P4MB



Product family	Hood
Hood Type	Integrated hood
Design	Fully integrated
Extraction	Extraction
Electronic control	Yes
Perimeter extraction	Yes
Material	Stainless steel
Type of steel	Brushed
EAN code	8017709336295
Hood width	75 cm
Aesthetic	Universale
Colour	Matt Black
Finishing	Satin
Logo	Silk screen



Controls

Control setting	Touch control back-lighted White	Led color	White
-----------------	-------------------------------------	-----------	-------

Program / Functions

No. of speeds	3
Intensive speed	
24h air filter function	
Time-setting options	
Auto-vent 2.0	

Technical Features



No. of lights	2	No. of filters	2
Light type	LED	Anti-grease filters	Aluminium
Light Power	2,3 W	Filter replacement indicator	Yes
Dimmer mode	Yes	Vent outlet	150 mm
Light color temperature range	2700 - 4000 K	Minimum distance from GAS hob	650 mm
Free outlet maximum capacity	730 m³/h	Minimum distance from ELECTRIC hob	650 mm
Motor power	230 W	Non return valve	Yes

	Extraction rate IEC 61591 [m ³ /h]	Noise level IEC 60704- 2-13 [dBA]
Speed 1	266	46
Speed 2	356	52
Speed 3	480	60
Intensive speed	681	67

Performance / Energy Label



Annual Efficiency Consumption (AEChood)	53 kWh/a	Airbourne acoustical A-weighted sound Power Emission at minimum speed (SPEmin)	46 dBA
Energy efficiency class (EEC)	A	Airborne acoustical A-weighted sound Power Emission at maximum speed (SPEmax)	60 dBA
Fluid Dynamic Efficiency (FDE)	29,7	Airbourne acoustical A-weighted sound power emission at boost speed (SPEboost)	67 dBA
Fluid Dynamic Efficiency class (FDEC)	A	Time increase factor (F)	0,9
Lighting Efficiency (LE)	38,0 lux/W	Energy Efficiency Index	52,5
Lighting Efficiency Class (LEC)	A	Measured air flow rate at best efficiency point (Qbep)	356 m ³ /h
Grease Filtering Efficiency (GFE)	73,8 %	Measured air pressure at best efficiency point (Pbep)	448 Pa
Grease Filtering Efficiency Class (GFEC)	D	Measured electric power input at best efficiency point (Wbep)	149 W
Air flow at mininum speed (Qmin)	266 m ³ /h	Nominal Power consumption of the light system (WL)	5 W
Air flow at maximum speed (Qmax)	480 m ³ /h	Average illumination of the light on the cooking surface (Emiddle)	175 lux
Air flow at boost speed (Qboost)	681 m ³ /h	Sound power level at highest setting (Lwa)	60 dBA

Electrical Connection

Electrical connection rating	235 W	Power supply cable length	1500 mm
Voltage	220-240 V	Plug	Not present
Frequency (Hz)	50-60 Hz		

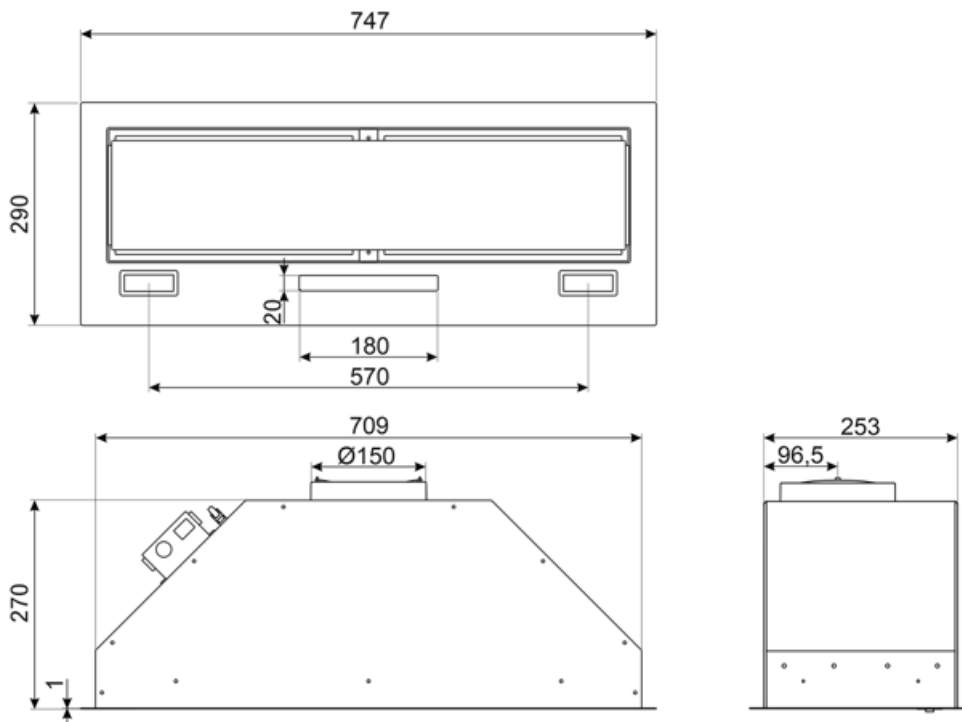
Also available

Alternative colours available

Stainless steel

Available colours

KSG8P4X



Compatible Accessories

FLT6












Round Charcoal filters (kit 2 pieces)



KITALLFC

Universal Charcoal filter Stainless Steel AISI 304 The filter can be washed in dishwasher 50 °C (water and suitable detergent) and to dry it put in the oven 180°C 25 minutes

Symbols glossary

- | | | | |
|--|---|---|--|
|  | 24h: When selected this function refreshes the air for c. 10 minutes every hour over a 24 hour period, at minimum speed and an imperceptible noise level. |  | Energy efficiency class A |
|  | Filters: Model has filters to help remove grease from the steam emanating from the pans during cooking. |  | Switch off automatically: A special setting, to run after the end of cooking for a pre-set time and then switch off automatically. |
|  | Warning light(s): to advise when filters need changing. |  | Lights: All cooker hoods feature lights to illuminate the cooking area or add to the ambience of the kitchen. |
|  | Perimeter extraction panels: very efficient and aid noise reduction. |  | Intensive/turbo setting: when extra fast extraction is required. |
|  | Connection between hob and hood |  | Dimmering Lights |
|  | Tunable white from warm to cold. | | |