

KT90DGM

Product family	Hood
Tipo de Exaustor	Decorative wall hood
Design	Chimney
Extraction	Extraction
Material	Painted material
Type of steel	Brushed
EAN code	8017709266714
Aesthetic	Victoria
Serie	Divina Cucina
Colour	Decorated / Special
Acabamento	Brilhante
Decoration / Special colour	Majólica
Colaborações	Smeg & Dolce & Gabbana
Logotipo	Logotipo aplicado





Controls

Control setting	Control knobs	Control knobs	Victoria
No. of controls	2	Controls colour	Steel effect

Program / Functions

No. of speeds	3
Intensive speed	
24h air filter function	No
Other functions	No
Time-setting options	No
Other options	No
Ventilação automática	No

Technical Features

			
Hood without motor	No	No. of filters	3
Remote motor	No	Anti-grease filters	Stainless steel
No. of lights	2	Charcoal filters included	No
Light type	LED	Filter replacement indicator	No
Light Power	1 W	Vent outlet	150 mm
Dimmer mode	No	Minimum distance from GAS hob	750 mm
Escala de temperatura de cor clara (°K)	3000 °K		

Free outlet maximum capacity	820 m ³ /h	Minimum distance from ELECTRIC hob	650 mm
Motor power	275 W	Non return valve	Yes

	Extraction rate IEC 61591 [m ³ /h]	Noise level IEC 60704-2-13 [dBA]
Speed 1	334	49
Speed 2	439	57
Speed 3	567	61
Intensive speed	788	69

Accessories Included

Remote control	No	Tube reduction	No
Sliding door	No		

Performance / Energy Label



Consumo anual de energía (CAE exaustor)	59 kWh/a	Airbourne acoustical A-weighted sound Power Emission at minimum speed (SPEmin)	49 dBA
Energy efficiency class (EEC)	A	Airborne acoustical A-weighted sound Power Emission at maximum speed (SPEmax)	61 dBA
Fluid Dynamic Efficiency (FDE)	30	Airbourne acoustical A-weighted sound power emission at boost speed (SPEboost)	69 dBA
Fluid Dynamic Efficiency class (FDEC)	A	Time increase factor (F)	1,00
Lighting Efficiency (LE)	102,3 lux/W	Energy Efficiency Index	52,4
Lighting Efficiency Class (LEC)	A	Measured air flow rate at best efficiency point (Qbep)	438 m ³ /h
Grease Filtering Efficiency (GFE)	76,6 %	Measured air pressure at best efficiency point (Pbep)	434 Pa
Grease Filtering Efficiency Class (GFEC)	C	Measured electric power input at best efficiency point (Wbep)	176 W
Air flow at minumum speed (Qmin)	334 m ³ /h	Nominal Power consumption of the light system (WL)	2 W
Air flow at maximum speed (Qmax)	567 m ³ /h	Average illumination of the light on the cooking surface (Emiddle)	225 lux
Air flow at boost speed (Qboost)	788 m ³ /h	Sound power level at highest setting (Lwa)	61 dBA

Electrical Connection

Plug	No	Frequency (Hz)	50-60 Hz
Electrical connection rating	278 W	Comprimento do cabo de alimentação	1000 mm
Voltage	220-240 V		

Also available

Outras cores disponíveis	Sicilian Cart	Códigos das outras cores disponíveis	KT90DGC
--------------------------	---------------	--------------------------------------	---------

Compatible Accessories


FLT6

Filtros de carvão redondos (kit 2 peças)



KITALLFC

Filtro de carvão universal Aço inoxidável AISI 304 O filtro pode ser lavado na máquina lava-louça a 50 °C (água e detergente adequado) e para secar colocar no forno 180°C 25 minutos



Symbols glossary



Filtros: O modelo tem filtros para ajudar a remover a graxa do vapor que emana das panelas durante o cozimento.



Luzes: Todos os exaustores possuem luzes para iluminar a área de cozinhar ou adicionar ao ambiente da cozinha.



R: Desempenho de secagem do produto, medido de A++ a D/G, dependendo da família de produtos



Configuração intensiva/turbo: quando a extração extra rápida é necessária.