

# KT90DGME

<b>Product family</b>	Hood
<b>Hood Type</b>	Decorative wall hood
<b>Design</b>	Chimney
<b>Extraction</b>	Extraction
<b>Material</b>	Painted material
<b>Type of steel</b>	Brushed
<b>EAN code</b>	8017709334062
<b>Hood width</b>	90 cm
<b>Aesthetic</b>	Victoria
<b>Colour</b>	Decorated / Special
<b>Decoration / Special colour</b>	Blu Mediterraneo
<b>Finishing</b>	Glossy
<b>Serie</b>	Divina Cucina
<b>Collaborations</b>	Smeg & Dolce&Gabbana
<b>Logo</b>	Applied



## Controls

<b>Control setting</b>	Control knobs	<b>Control knobs</b>	Victoria
<b>No. of controls</b>	2	<b>Controls colour</b>	Steel effect

## Program / Functions

<b>No. of speeds</b>	3
<b>Intensive speed</b>	

## Technical Features

			
<b>No. of lights</b>	2	<b>No. of filters</b>	3
<b>Light type</b>	LED	<b>Anti-grease filters</b>	Stainless steel
<b>Light Power</b>	1 W	<b>Vent outlet</b>	150 mm
<b>Light color temperature scale (K)</b>	3000 K	<b>Minimum distance from GAS hob</b>	750 mm
<b>Free outlet maximum capacity</b>	820 m <sup>3</sup> /h	<b>Minimum distance from ELECTRIC hob</b>	650 mm
<b>Motor power</b>	275 W	<b>Non return valve</b>	Yes

	Extraction rate IEC 61591 [m <sup>3</sup> /h]	Noise level IEC 60704-2-13 [dBA]
Speed 1	334	49
Speed 2	439	57

Speed 3	567	61
Intensive speed	788	69

## Performance / Energy Label



Annual Efficiency Consumption (AEChood)	59 kWh/a	Airbourne acoustical A-weighted sound Power Emission at minimum speed (SPEmin)	49 dBA
Energy efficiency class (EEC)	A	Airborne acoustical A-weighted sound Power Emission at maximum speed (SPEmax)	61 dBA
Fluid Dynamic Efficiency (FDE)	30	Airbourne acoustical A-weighted sound power emission at boost speed (SPEboost)	69 dBA
Fluid Dynamic Efficiency class (FDEC)	A	Time increase factor (F)	1,00
Lighting Efficiency (LE)	102,3 lux/W	Energy Efficiency Index	52,4
Lighting Efficiency Class (LEC)	A	Measured air flow rate at best efficiency point (Qbep)	438 m <sup>3</sup> /h
Grease Filtering Efficiency (GFE)	76,6 %	Measured air pressure at best efficiency point (Pbep)	434 Pa
Grease Filtering Efficiency Class (GFEC)	C	Measured electric power input at best efficiency point (Wbep)	176 W
Air flow at mininum speed (Qmin)	334 m <sup>3</sup> /h	Nominal Power consumption of the light system (WL)	2 W
Air flow at maximum speed (Qmax)	567 m <sup>3</sup> /h	Average illumination of the light on the cooking surface (Emiddle)	225 lux
Air flow at boost speed (Qboost)	788 m <sup>3</sup> /h	Sound power level at highest setting (Lwa)	61 dBA

## Electrical Connection

Electrical connection rating	278 W	Power supply cable length	1000 mm
Voltage	220-240 V	Plug	No
Frequency (Hz)	50-60 Hz		

## Also available

Alternative colours available	Sicilian Cart	Available colours	KT90DGC
-------------------------------	---------------	-------------------	---------



---

## Compatible Accessories

---

### FLT6

Round Charcoal filters (kit 2 pieces)







### KITALLFC

Universal Charcoal filter Stainless Steel AISI 304 The filter can be washed in dishwasher 50 °C (water and suitable detergent) and to dry it put in the oven 180°C 25 minutes

---

## Symbols glossary

---

- |  |   |   |   |
|--|---|---|---|
|  | A: Product drying performance, measured from A+++ to D / G depending on the product family                    |  | Filters: Model has filters to help remove grease from the steam emanating from the pans during cooking. |
|  | Lights: All cooker hoods feature lights to illuminate the cooking area or add to the ambience of the kitchen. |  | Intensive/turbo setting: when extra fast extraction is required.  |