

# KT90GRE

Product family	Hood
Hood Type	Decorative wall hood
Design	Chimney
Extraction	Extraction
Material	Painted material
Type of steel	Brushed
EAN code	8017709303785
Hood width	90 cm
Aesthetic	Victoria
Colour	Slate Grey
Finishing	Glossy
Logo	Applied



## Controls

Control setting	Control knobs	Control knobs	Victoria
No. of controls	2	Controls colour	Steel effect

## Program / Functions

No. of speeds	3
Intensive speed	

## Technical Features

			
No. of lights	2	No. of filters	3
Light type	LED	Anti-grease filters	Aluminium
Light Power	1 W	Vent outlet	150 mm
Light color temperature scale (K)	3000 K	Minimum distance from GAS hob	750 mm
Free outlet maximum capacity	820 m <sup>3</sup> /h	Minimum distance from ELECTRIC hob	650 mm
Motor power	275 W	Non return valve	Yes

	Extraction rate IEC 61591 [m <sup>3</sup> /h]	Noise level IEC 60704-2-13 [dBA]
Speed 1	334	49
Speed 2	439	57

Speed 3	567	62
Intensive speed	788	69

## Performance / Energy Label



Annual Efficiency Consumption (AEChood)	59 kWh/a	Airbourne acoustical A-weighted sound Power Emission at minimum speed (SPEmin)	49 dBA
Energy efficiency class (EEC)	A	Airborne acoustical A-weighted sound Power Emission at maximum speed (SPEmax)	62 dBA
Fluid Dynamic Efficiency (FDE)	30	Airbourne acoustical A-weighted sound power emission at boost speed (SPEboost)	69 dBA
Fluid Dynamic Efficiency class (FDEC)	A	Time increase factor (F)	0,9
Lighting Efficiency (LE)	102,3 lux/W	Energy Efficiency Index	52,4
Lighting Efficiency Class (LEC)	A	Measured air flow rate at best efficiency point (Qbep)	438 m <sup>3</sup> /h
Grease Filtering Efficiency (GFE)	76,6 %	Measured air pressure at best efficiency point (Pbep)	434 Pa
Grease Filtering Efficiency Class (GFEC)	C	Measured electric power input at best efficiency point (Wbep)	176 W
Air flow at mininum speed (Qmin)	334 m <sup>3</sup> /h	Nominal Power consumption of the light system (WL)	2 W
Air flow at maximum speed (Qmax)	567 m <sup>3</sup> /h	Average illumination of the light on the cooking surface (Emiddle)	225 lux
Air flow at boost speed (Qboost)	788 m <sup>3</sup> /h	Sound power level at highest setting (Lwa)	62 dBA

## Electrical Connection

Electrical connection rating	278 W	Power supply cable length	1000 mm
Voltage	220-240 V	Plug	No
Frequency (Hz)	50-60 Hz		

## Also available

Alternative colours available	White, Black, Stainless steel, Cream	Available colours	KT90BE - KTR90XE - KT90PE - KT90BLE
-------------------------------	--------------------------------------	-------------------	-------------------------------------



---

## Compatible Accessories

---



### FLT6

Round Charcoal filters (kit 2 pieces)



### KITCMNKBU

Prolunga Camino per cappa VICTORIA  
nera dimensioni 227,5 \* 190 \* 800 mm







### KITALLFC

Universal Charcoal filter Stainless  
Steel AISI 304 The filter can be  
washed in dishwasher 50 °C (water  
and suitable detergent) and to dry it  
put in the oven 180°C 25 minutes

---

## Symbols glossary

---

- |  |   |   |   |
|--|---|---|---|
|  | A: Product drying performance, measured from A+++ to D / G depending on the product family                    |  | Filters: Model has filters to help remove grease from the steam emanating from the pans during cooking. |
|  | Lights: All cooker hoods feature lights to illuminate the cooking area or add to the ambience of the kitchen. |  | Intensive/turbo setting: when extra fast extraction is required.  |