

KT90GRE

Product family	Hood
Hood Type	Decorative wall hood
Design	Chimney
Extraction	Extraction
Material	Painted material
Type of steel	Brushed
EAN code	8017709303785
Hood width	90 cm



Aesthetics

Aesthetic	Victoria	Finishing	Glossy
Colour	Slate Grey	Logo	Applied



Controls

Control setting	Control knobs	Control knobs	Victoria
No. of controls	2	Controls colour	Steel effect

Programs / Functions

No. of speeds	3
Intensive speed	

Technical Features

			
No. of lights	2	No. of filters	3
Light type	LED	Anti-grease filters	Aluminium
Light Power	1 W	Vent outlet	150 mm
Light color temperature scale (°K)	3000 °K	Minimum distance from GAS hob	750 mm
Free outlet maximum capacity	820 m³/h	Minimum distance from ELECTRIC hob	650 mm
Motor power	275 W	Non return valve	Yes

	Extraction rate IEC 61591 [m³/h]	Noise level IEC 60704-2- 13 [dB(A)]
Speed 1	334	49
Speed 2	439	57
Speed 3	567	62
Intensive speed	788	69

Performance / Energy Label

A

Annual Efficiency Consumption (AEChood)	59 kWh/a	Airbourne acoustical A-weighted sound Power Emission at minimum speed (SPEmin)	49 dB(A)
Energy efficiency class (EEC)	A	Airborne acoustical A-weighted sound Power Emission at maximum speed (SPEmax)	62 dB(A)
Fluid Dynamic Efficiency (FDE)	30	Airbourne acoustical A-weighted sound power emission at boost speed (SPEboost)	69 dB(A)
Fluid Dynamic Efficiency class (FDEC)	A	Time increase factor (F)	0.9
Lighting Efficiency (LE)	102.3 lux/W	Energy Efficiency Index	52.4
Lighting Efficiency Class (LEC)	A	Measured air flow rate at best efficiency point (Qbep)	438 m³/h
Grease Filtering Efficiency (GFE)	76.6 %	Measured air pressure at best efficiency point (Pbep)	434 Pa
Grease Filtering Efficiency Class (GFEC)	C	Measured electric power input at best efficiency point (Wbep)	176 W
Air flow at minumum speed (Qmin)	334 m³/h	Nominal Power consumption of the light system (WL)	2 W
Air flow at maximum speed (Qmax)	567 m³/h	Average illumination of the light on the cooking surface (Emiddle)	225 lux
Air flow at boost speed (Qboost)	788 m³/h	Sound power level at highest setting (Lwa)	62 dB(A)

Electrical Connection

Electrical connection rating	278 W	Frequency (Hz)	50-60 Hz
Voltage	220-240 V	Power supply cable length	1000 mm

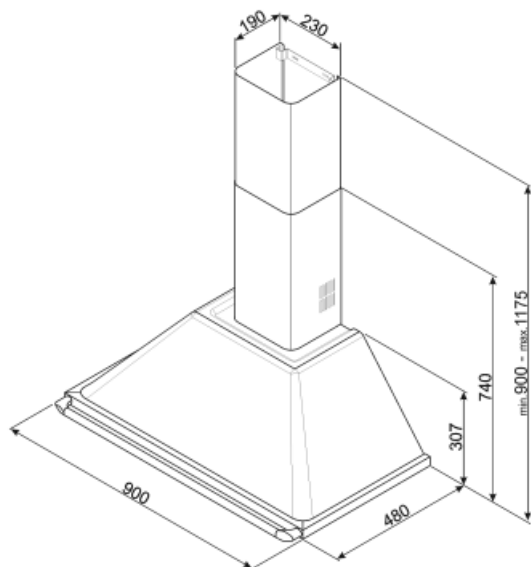
Also available

**Alternative colours
available**

White, Black, Stainless
steel, Cream

Available colours

KT90BE - KTR90XE -
KT90PE - KT90BLE



Not included accessories



FLT6

Round Charcoal filters (kit 2 pieces)



KITALLFC

Universal Charcoal filter Stainless Steel AISI 304 The filter can be washed in dishwasher 50 °C (water and suitable detergent) and to dry it put in the oven 180°C 25 minutes



KITCMNKBU

Chimney extension size 227.5 * 190 * 800 mm black color, allow to reach 1475 mm of total high of the hood

Symbols glossary (TT)



Filters: Model has filters to help remove grease from the steam emanating from the pans during cooking.



Lights: All cooker hoods feature lights to illuminate the cooking area or add to the ambience of the kitchen.



A: Product drying performance, measured from A+++ to D / G depending on the product family



Intensive/turbo setting: when extra fast extraction is required.