

# KTE90EX

|                      |                        |
|----------------------|------------------------|
| Product family       | Hood                   |
| Hood Type            | Integrated (semi) hood |
| Design               | Visible front panel    |
| Extraction           | Extraction             |
| Material             | Stainless steel        |
| Type of steel        | Brushed                |
| EAN code             | 8017709235611          |
| Aesthetic            | Universale             |
| Colour               | Stainless steel        |
| Finishing            | Satin                  |
| Components finishing | Stainless steel        |
| Serigraphy colour    | Black                  |
| Logo                 | Silk screen            |





## Controls

|                 |        |
|-----------------|--------|
| Control setting | Slider |
|-----------------|--------|

## Programs / Functions

|               |   |
|---------------|---|
| No. of speeds | 3 |
|---------------|---|

## Technical Features

|  |   |                                    |                     |
|--|---|------------------------------------|---------------------|
|  |  |                                    |                     |
| No. of lights  | 2   | No. of filters                     | 3                   |
| Light type   | LED   | Anti-grease filters                | Metallic multilayer |
| Light Power  | 3 W   | Vent outlet                        | 120 mm              |
| Light color temperature scale (°K)   | 2700 °K   | Minimum distance from GAS hob      | 750 mm              |
| Free outlet maximum capacity   | 290 m³/h  | Minimum distance from ELECTRIC hob | 600 mm              |
| Motor power  | 115 W   | Non return valve                   | Yes                 |

|         | Extraction rate IEC 61591 [m³/h] | Noise level IEC 60704-2-13 [dBA] |
|---------|----------------------------------|----------------------------------|
| Speed 1 | 112                              | 52                               |
| Speed 2 | 208                              | 63                               |

|            |     |    |
|------------|-----|----|
| Speed<br>3 | 273 | 71 |
|------------|-----|----|

## Performance / Energy Label



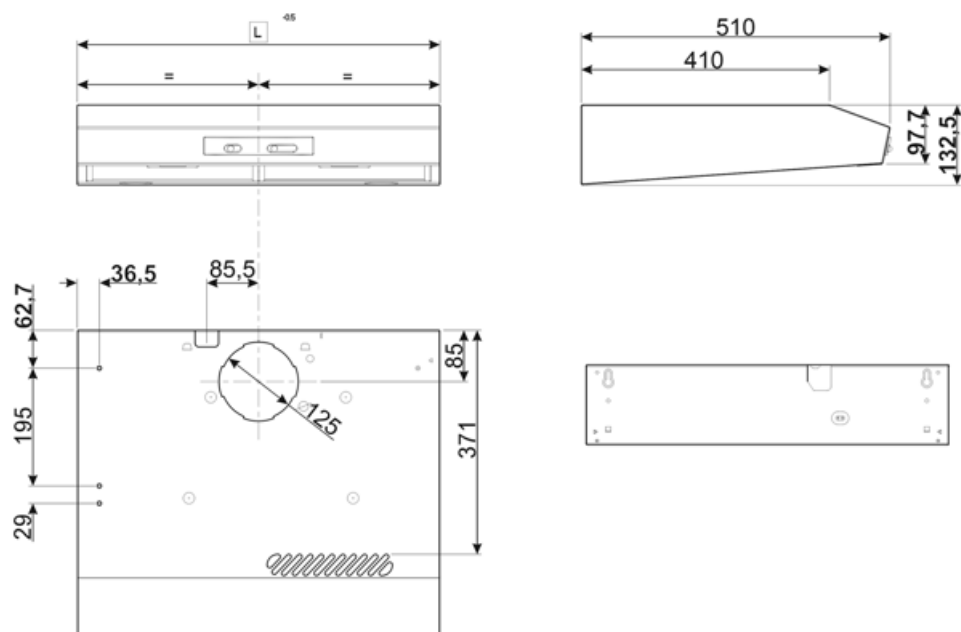
|  |            |
|--|------------|
| Annual Efficiency Consumption (AEChood)  | 66 kWh/a   |
| Energy efficiency class (EEC)            | D          |
| Fluid Dynamic Efficiency (FDE)           | 8,1        |
| Fluid Dynamic Efficiency class (FDEC)    | E          |
| Lighting Efficiency (LE)                 | 16,1 lux/W |
| Lighting Efficiency Class (LEC)          | C          |
| Grease Filtering Efficiency (GFE)        | 66 %       |
| Grease Filtering Efficiency Class (GFEC) | D          |
| Air flow at minumum speed (Qmin)         | 115 m³/h   |
| Air flow at maximum speed (Qmax)         | 272 m³/h   |

|   |          |
|---|----------|
| Airbourne acouistical A-weighted sound Power Emission at minimum speed (SPEmin) | 52 dBA   |
| Airborne acouistical A-weighted sound Power Emission at maximum speed (SPEmax)  | 71 dBA   |
| Time increase factor (F)  | 1,7      |
| Energy Efficiency Index   | 90       |
| Measured air flow rate at best efficiency point (Qbep)                          | 160 m³/h |
| Measured air pressure at best efficiency point (Pbep)                           | 180 Pa   |
| Measured electric power input at best efficiency point (Wbep)                   | 99 W     |
| Nominal Power consumption of the light system (WL)                              | 6 W      |
| Average illumination of the light on the cooking surface (Emiddle)              | 97 lux   |
| Sound power level at highest setting (Lwa)                                      | 71 dBA   |

## Electrical Connection

|                              |             |                           |          |
|------------------------------|-------------|---------------------------|----------|
| Plug                         | Not present | Frequency (Hz)            | 50-60 Hz |
| Electrical connection rating | 121 W       | Power supply cable length | 1500 mm  |
| Voltage                      | 220-240 V   |                           |          |

| CAPPA | L <sup>-05</sup> |
|-------|------------------|
| CM 60 | 599              |
| CM 90 | 899              |



---

## Compatible Accessories

---



**KITFC550**

Charcoal filters Kit 1 piece

---

## Symbols glossary

---



Filters: Model has filters to help remove grease from the steam emanating from the pans during cooking.



Lights: All cooker hoods feature lights to illuminate the cooking area or add to the ambience of the kitchen.