


KV26N






Product family	Hood
Hood Type	Decorative wall hood
Design	Angled
Extraction	Extraction
Electronic control	Yes
Perimeter extraction	Yes
Material	Glass
EAN code	8017709290610
Hood width	60 cm
Aesthetic	Universale
Colour	Black
Finishing	Glass
Glass Type	Black
Serigraphy colour	White
Logo	Silk screen



Controls

Control setting	Touch control back-lighted White	Led color	White
-----------------	-------------------------------------	-----------	-------

Program / Functions

No. of speeds	3
Intensive speed	
24h air filter function	
Time-setting options	

Technical Features



No. of lights	2	No. of filters	2
Light type	LED	Anti-grease filters	Aluminium
Light Power	1,1 W	Filter replacement indicator	Yes
Dimmer mode	Yes	Vent outlet	150 mm
Light color temperature scale (K)	4000 K	Minimum distance from GAS hob	650 mm
Free outlet maximum capacity	670 m ³ /h	Minimum distance from ELECTRIC hob	450 mm
Motor power	230 W	Non return valve	Yes

	Extraction rate IEC 61591 [m ³ /h]	Noise level IEC 60704-2-13 [dBA]
Speed 1	242	44
Speed 2	326	51
Speed 3	420	58
Intensive speed	666	67

Accessories included



Charcoal filters included Yes

Performance / Energy Label



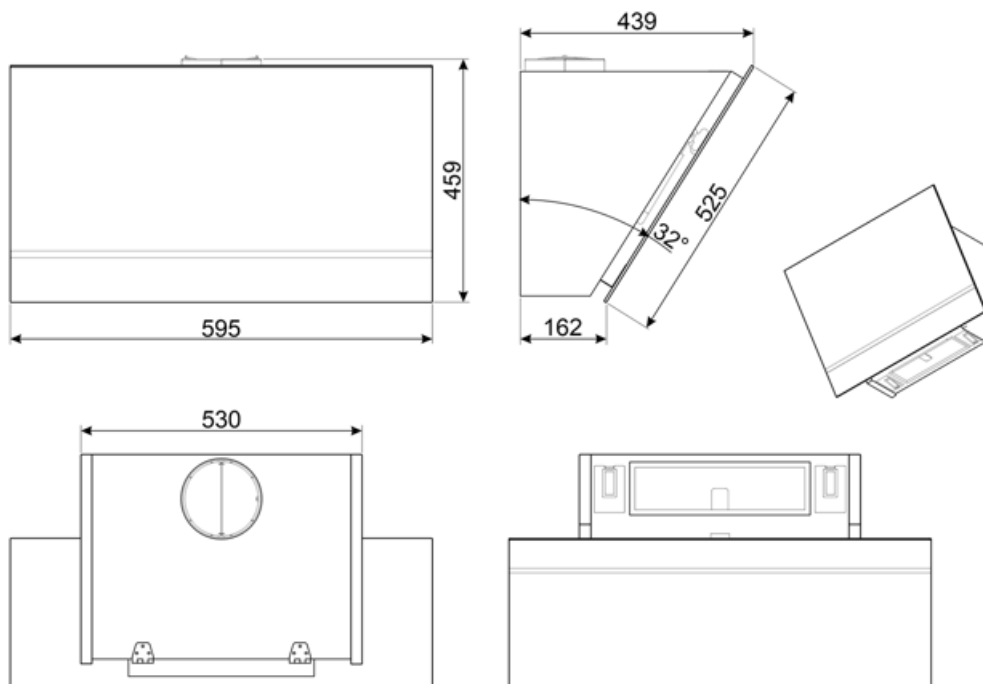
Annual Efficiency Consumption (AEChood)	49 kWh/a	Airbourne acoustical A-weighted sound Power Emission at minimum speed (SPEmin)	44 dBA
Energy efficiency class (EEC)	A	Airborne acoustical A-weighted sound Power Emission at maximum speed (SPEmax)	58 dBA
Fluid Dynamic Efficiency (FDE)	31,5	Airbourne acoustical A-weighted sound power emission at boost speed (SPEboost)	67 dBA
Fluid Dynamic Efficiency class (FDEC)	A	Time increase factor (F)	0,9
Lighting Efficiency (LE)	118,6 lux/W	Energy Efficiency Index	51,1
Lighting Efficiency Class (LEC)	A	Measured air flow rate at best efficiency point (Qbep)	363 m ³ /h
Grease Filtering Efficiency (GFE)	77,0 %	Measured air pressure at best efficiency point (Pbep)	453 Pa
Grease Filtering Efficiency Class (GFEC)	C	Measured electric power input at best efficiency point (Wbep)	145 W
Air flow at minimum speed (Qmin)	242 m ³ /h	Nominal Power consumption of the light system (WL)	2 W
Air flow at maximum speed (Qmax)	420 m ³ /h	Average illumination of the light on the cooking surface (Emiddle)	261 lux
Air flow at boost speed (Qboost)	666 m ³ /h	Sound power level at highest setting (Lwa)	58 dBA

Electrical Connection

Electrical connection rating	232 W	Power supply cable length	1500 mm
Voltage	220-240 V	Plug	Not present
Frequency (Hz)	50-60 Hz		

Also available

Alternative colours available	White, Silver Glass	Available colours	KV26S-KV26B
-------------------------------	---------------------	-------------------	-------------



Compatible Accessories



FLT6

Round Charcoal filters (kit 2 pieces)



KITCMNKVMB

Chimney Extension in Stainless Steel for hood KV*series 300 mm*200 mm + 500/850 mm



KITALLFC











Universal Charcoal filter Stainless Steel AISI 304 The filter can be washed in dishwasher 50 °C (water and suitable detergent) and to dry it put in the oven 180°C 25 minutes



KITCMNKVX

Chimney Extension in Stainless Steel for hood KV*series Dimensions 300x200x850 mm

Symbols glossary

- | | | | |
|--|---|---|--|
|  | 24h: When selected this function refreshes the air for c. 10 minutes every hour over a 24 hour period, at minimum speed and an imperceptible noise level. |  | Filters: Model has filters to help remove grease from the steam emanating from the pans during cooking. |
|  | Energy efficiency class A |  | Switch off automatically: A special setting, to run after the end of cooking for a pre-set time and then switch off automatically. |
|  | Charcoal filters: Extracting through charcoal filters or directly to the exterior lessens strong cooking odours considerably. |  | Warning light(s): to advise when filters need changing. |
|  | Lights: All cooker hoods feature lights to illuminate the cooking area or add to the ambience of the kitchen. |  | Perimeter extraction panels: very efficient and aid noise reduction. |
|  | Intensive/turbo setting: when extra fast extraction is required. |  | Dimmering Lights |