

KV394N



Product family	Hood
Hood Type	Decorative wall hood
Design	Angled
Extraction	Extraction
Electronic control	Yes
Perimeter extraction	Yes
Material	Glass
EAN code	8017709305758
Hood width	90 cm
Aesthetic	Universale
Colour	Black
Finishing	Glass
Glass Type	Black
Serigraphy colour	Grey
Logo	Silk screen



Controls

Control setting	Touch control back-lighted White	Led color	White
-----------------	-------------------------------------	-----------	-------

Program / Functions

No. of speeds	3
Intensive speed	
24h air filter function	
Time-setting options	
Auto-vent 2.0	

Technical Features



No. of lights	2	No. of filters	2
Light type	LED	Anti-grease filters	Aluminium
Light Power	1,1 W	Filter replacement indicator	Yes
Dimmer mode	Yes	Vent outlet	150 mm
Light color temperature scale (K)	4000 K	Minimum distance from GAS hob	650 mm
Free outlet maximum capacity	730 m ³ /h	Minimum distance from ELECTRIC hob	450 mm

Motor power 230 W Non return valve Yes

	Extraction rate IEC 61591 [m ³ /h]	Noise level IEC 60704-2-13 [dBA]
Speed 1	285	47
Speed 2	374	54
Speed 3	493	60
Intensive speed	729	69

Accessories included



Charcoal filters included Yes

Performance / Energy Label

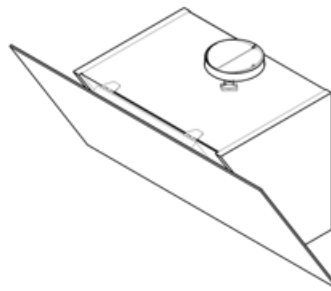
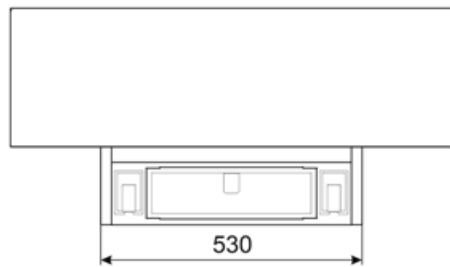
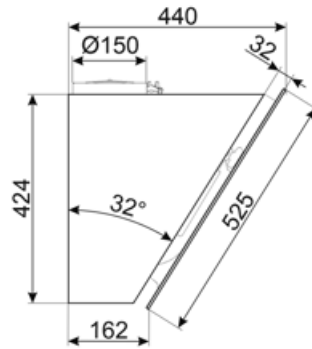


Annual Efficiency Consumption (AEChood)	53 kWh/a	Airbourne acoustical A-weighted sound Power Emission at minimum speed (SPEmin)	47 dBA
Energy efficiency class (EEC)	A	Airborne acoustical A-weighted sound Power Emission at maximum speed (SPEmax)	61 dBA
Fluid Dynamic Efficiency (FDE)	31,4	Airbourne acoustical A-weighted sound power emission at boost speed (SPEboost)	69 dBA
Fluid Dynamic Efficiency class (FDEC)	A	Time increase factor (F)	0,9
Lighting Efficiency (LE)	118,5 lux/W	Energy Efficiency Index	51,6
Lighting Efficiency Class (LEC)	A	Measured air flow rate at best efficiency point (Qbep)	397 m ³ /h
Grease Filtering Efficiency (GFE)	73,8 %	Measured air pressure at best efficiency point (Pbep)	443 Pa
Grease Filtering Efficiency Class (GFEC)	D	Measured electric power input at best efficiency point (Wbep)	155 W
Air flow at minumum speed (Qmin)	285 m ³ /h	Nominal Power consumption of the light system (WL)	2 W
Air flow at maximum speed (Qmax)	493 m ³ /h	Average illumination of the light on the cooking surface (Emiddle)	237 lux
Air flow at boost speed (Qboost)	729 m ³ /h	Sound power level at highest setting (Lwa)	61 dBA

Electrical Connection

Electrical connection rating 232 W
Voltage 220-240 V
Frequency (Hz) 50-60 Hz

Power supply cable length 1500 mm
Plug Not present



Compatible Accessories



FLT6

Round Charcoal filters (kit 2 pieces)



KITCMNKVMB

Chimney Extension in Stainless Steel for hood KV*series 300 mm*200 mm + 500/850 mm



KITALLFC












Universal Charcoal filter Stainless Steel AISI 304 The filter can be washed in dishwasher 50 °C (water and suitable detergent) and to dry it put in the oven 180°C 25 minutes



KITCMNKVX

Chimney Extension in Stainless Steel for hood KV*series Dimensions 300x200x850 mm

Symbols glossary

- | | | | |
|---|---|---|--|
|  | 24h: When selected this function refreshes the air for c. 10 minutes every hour over a 24 hour period, at minimum speed and an imperceptible noise level. |  | Energy efficiency class A |
|  | Filters: Model has filters to help remove grease from the steam emanating from the pans during cooking. |  | Switch off automatically: A special setting, to run after the end of cooking for a pre-set time and then switch off automatically. |
|  | Charcoal filters: Extracting through charcoal filters or directly to the exterior lessens strong cooking odours considerably. |  | Warning light(s): to advise when filters need changing. |
|  | Lights: All cooker hoods feature lights to illuminate the cooking area or add to the ambience of the kitchen. |  | Perimeter extraction panels: very efficient and aid noise reduction. |
|  | Intensive/turbo setting: when extra fast extraction is required. |  | Connection between hob and hood |
|  | Dimmering Lights | | |