

# LB1T80IT

EAN Code	8017709294984
Product Family	Washing Machine
Commercial width	60 cm
Commercial depth	
Installation	Free-standing
Load type	Frontal



## Programs






Controls	Electronic
Programmes graphics	Written in IT
No. of programmes	15
Programmes	

 Anti-allergy	Colored	 Cotton
 Cotton 20°	 Cotton Prewash	 Eco 40-60
 Jeans/Capi scuri	 Wool	 Hand wash/Delicates
Duvet	 Quick wash 15 min	Express 60'
 Rinse	 Drain + Spin	 Sport

### Washing Temperature

20°C	30°C	40°C
60°C	90°C	

### Special programmes

 Anti-allergy	 Wool	 Handwash
 Mix	 Quick 15 min	

## Display

Residual time indicator

spin regulation

temperature regulation

## Display type



## Buttons/Options

Spin Speed

Temperature



Quick

On/off indicator (light)

Yes

End of cycle indicator (light)



## Technical Features



Type of motor

Standard

Electronic control functioning

Yes

Programme selection knob

Yes

Spin speed selection on display/LED

No spin/ 600/ 800/ 1000

Display/led for temperature regulation

Yes

Polypropylene tank

Yes

Basket

Stainless steel

Drum capacity

55 l

Door diameter

33 cm

Door opening

160°

Automatic variable load

Yes

Antifoam system

Yes

Load balancing system

Automatic

Easy to access filter

Yes

Child lock (functions block)

Control block

## Performance / Energy Label - Reg. 2019



Supplier's name or trademark

SMEG

Rated Capacity

8 kg

Energy Efficiency Class

D

Energy\_cons\_100

73 KWh

Water Consumption

48 litres

Spin-drying efficiency class

C

Airbone acoustical noise class

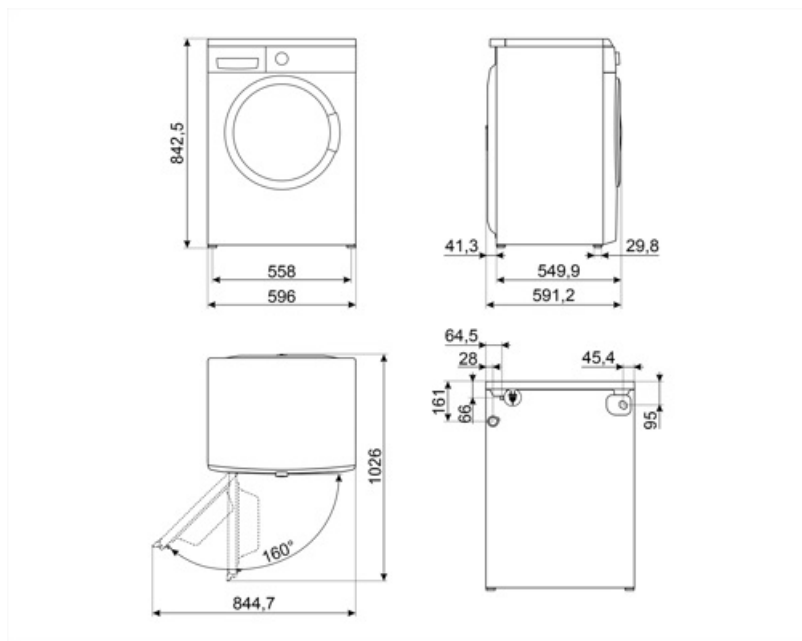
B

Airbone acoustical noise

76 dB(A) re 1 pW

Programme duration at rated capacity

3:30 h:min



---

## Compatible Accessories





















---

### KITPLV2

Kit extension for dishwasher and washing machine: lenght mt. 2



## Symbols glossary

	Variable load: In all models of washing machines is present the system of variable load, according to which the machine automatically diversifies the wash cycle and the time of operation depending on the quantity and type of laundry introduced, allowing a significant saving of water and energy power, up to 30% compared to the versions with fixed load.		Automatic Load Balancing: provides an ideal distribution of laundry in the drum. In case if the imbalance is detected, the rotation speed starts being controlled in such way to evenly redistribute laundry in the drum, and thus reduce vibration.
	Child lock: some models are fitted with a device to lock the programme/cycle so it cannot be accidentally changed.		A+++: Appliances with this symbol can reduce energy consumption by a further 30% from the standard A energy rating.
	LED display: to show programmes, functions and options selected and the time to the end of the cycle.		33 cm: Large loading hatch of 30-32-33 cm in diameter, makes laundry loading and unloading easier and faster with maximum ease of use.
	This option advises when the periodic cleaning of the filters is needed, in order to avoid forgetfulness and thus guarantee the perfect functioning of the dryer over time. The convenient position of the filters makes maintenance fast and extremely simple.		End: Show the stage at which the program is in progress: the program has finished.
	Antiallergic: Antiallergic program with particular attention to the total removal of residual detergent.		For lightly soiled fabrics in cotton and linen
	Cotton: For soiled fabrics in cotton		Use to wash your normally soiled, durable cotton and linen laundry. Although it washes longer than all other programmes, it provides high energy and water savings. Actual water temperature may be different from the stated wash temperature. When you load the machine with less laundry (e.g. ½ capacity or less), programme time may automatically get shorter. In this case, energy and water consumption will decrease more, providing a more economic wash. This programme is available in the models with the remaining time indicator.
	Prewash cotton		To drain the water in the machine.
	Hand wash: this specific programme for delicate fabrics uses slower rotations of the drum to ensure the utmost care for clothing.		Mixed fabrics: this cycle is designed for lightly soiled laundry in a mix of cottons and synthetics, or can be used just to refresh stored items.
	Super fast 15 min: a programme designed to wash small amounts of laundry fast, ideal for washing lightly soiled garments.		Extra rinse: The Extra rinse option: can be added to the selected programme when more thorough cleansing of special fabrics is needed.
	Gym: Gym, a cycle designed for washing lightly soiled garments, ie sports wear, this is a fast wash which is also kind to fabrics.		Wool: this programme for wool or delicate fabrics uses slower rotations of the drum to ensure the utmost care for clothing.



Option that allow to reduce times of the selected program.



Ideal program for delicate and silk garments that require particular attention in washing. It uses room temperature water and slow drum rotations to ensure maximum garment care.



Energy efficiency class D



Drum has maximum capacity of 8kg of dry laundry.



Jeans / Dark garments: Special cycle designed to meet the washing needs of jeans or dark garments. The program allows you to wash the garments respecting colors and minimizing creases thanks to minimal mechanical action and low temperatures.

---

## Benefit (TT)

---

### **15 programmes**

Up to 15 programmes to meet every daily need

### **LED Display**

With soft touch control and LED lights for intuitive and fast setting and selection of each option