

LBA10B-2

EAN Code	8017709229542
Product Family	Washing Machine
Commercial width	60 cm
Installation	Built-in
Load type	Frontal


















Aesthetics

Colour	White	Door colour	White
Front panel colour	White	Door window	
Led/display colour	Green	Handle colour	White
Front panel type	Smeg ST 2010	Drawer Colour	
Function button colour	White	Cabinet colour	White
On/Off button colour	White	Available colours	LBA10N-2
No. of control knobs	1	Alternative colours available	Black
Programme/temperature knob colour	White		

Programmes

Controls	Electronic
Programmes graphics	Written in IT
No. of programmes	15





Programmes

 Shirts 40°	 Cotton 40°	 Cotton 60°
 Cotton 90°	 Cotton Cold	 Delicate 20°
 Wool 30°	 Wool Cold	 Mix 30°
 Quick Wash 15' 30°	 Rinse + Spin	 Drain + Spin
 Synthetics 30°	 Synthetics 40°	 Synthetics Cold

Washing Temperature

Cool	30°C	40°C
60°C	90°C	

Special programmes

 Shirts	 Wool	 Mix
 Quick 15 min		







Display

Residual time indicator	delay start	programme status indication
spin regulation		

Display type




Buttons/Options

 Delay timer	 Prewash	 Additional rinse
 Anti-wrinkle (easy ironing)	 Quick	 Intensive

On/off indicator (light)	Yes
Programme progress indicator (light)	On display
End of cycle indicator (light)	On display

Technical Features



Type of motor	Standard	Door opening	110°
Electronic control functioning	Yes	Automatic variable load	Yes
		Antifoam system	Yes

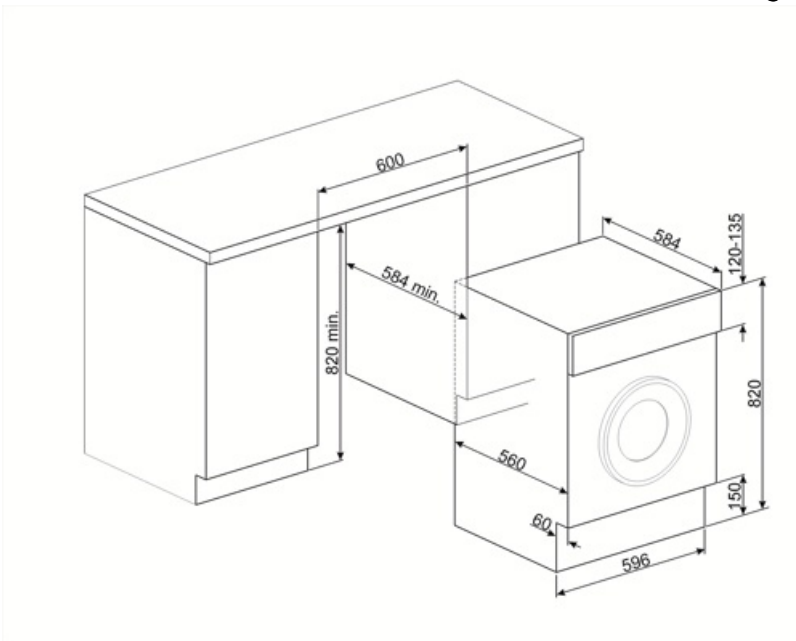
Programme/temperature selection knob	Yes	Load balancing system	Automatic
Spin speed selection on display/LED	No spin/ 400/ 500/ 600/ 800/ 1000	Easy to access filter	Yes
Polypropilene tank	Yes	Child lock (functions block)	Control block
Basket	Stainless steel	Anti-flood system	Yes
Drum capacity	52 l	Furniture door can be fitted on right or left side with adjustable hinges	Yes
Liquid detergent accessory as standard	Yes		
Door diameter	30 cm		

Performance / Energy Label

Supplier's name or trademark SMEG

Electrical Connection

Nominal power	2200 W	Frequency (Hz)	50 Hz
Current	10 A	Power supply cable length	225 cm
Voltage (V)	220-240 V	Plug	(F;E) Schuko



Compatible Accessories



KITPLV2

























Kit extension for dishwasher and washing machine: length mt. 2



KITWDHE1

5 cm. raising Kit for fully integrated dishwashers and washer dryers

Symbols glossary

 <p>A++: Energy efficiency class A++ helps to save up to 20% energy compared to class A. Maximum performance with minimum consumption is guaranteed.</p>	 <p>Easy Iron: this is an option which can be selected to ensure the finished laundry is left with less creases to make ironing easier.</p>
 <p>Variable load: In all models of washing machines is present the system of variable load, according to which the machine automatically diversifies the wash cycle and the time of operation depending on the quantity and type of laundry introduced, allowing a significant saving of water and energy power, up to 30% compared to the versions with fixed load.</p>	 <p>Automatic Load Balancing: provides an ideal distribution of laundry in the drum. In case if the imbalance is detected, the rotation speed starts being controlled in such way to evenly redistribute laundry in the drum, and thus reduce vibration.</p>
 <p>Child lock: some models are fitted with a device to lock the programme/cycle so it cannot be accidentally changed.</p>	 <p>Delay timer: can be set to run the programme at a convenient time or to take advantage of off-peak energy periods.</p>
 <p>LED display: to show programmes, functions and options selected and the time to the end of the cycle.</p>	 <p>30 cm: Large loading hatch of 30-32-33 cm in diameter, makes laundry loading and unloading easier and faster with maximum ease of use.</p>
 <p>This option advises when the periodic cleaning of the filters is needed, in order to avoid forgetfulness and thus guarantee the perfect functioning of the dryer over time. The convenient position of the filters makes maintenance fast and extremely simple.</p>	 <p>Intensive: this option intensifies the selected program. Cycle duration and water consumption are reduced by taking into account the type of laundry, while still guaranteeing excellent washing results, even in the case of stains that are difficult to eliminate.</p>
 <p>Prewash: program designed for heavily soiled garments.</p>	 <p>Cotton 40°: For soiled fabrics in cotton</p>
 <p>Cotton 60°: For soiled fabrics in cotton</p>	 <p>Cotton 90°: For soiled fabrics in cotton</p>
 <p>Cotton Cold: For soiled fabrics in cotton</p>	 <p>Delicate 20°: Clothing such as underwear, hosiery and luxury fabrics should be dried on the delicate cycle to help extend the life of the clothing.</p>
 <p>To drain the water in the machine.</p>	 <p>Extra Rinse: Extra Rinse: adds an extra rinse cycle to that already provided in the program chosen, to remove any residual detergent. This function is particularly suitable for those with allergies or skin problems.</p>
 <p>Mix 30°: washing program that allows to wash your cotton and synthetic clothes together without sorting them.</p>	 <p>Mixed fabrics: this cycle is designed for lightly soiled laundry in a mix of cottons and synthetics, or can be used just to refresh stored items.</p>
 <p>Rapid 15-30 °: Rapid washing program at 30 °, let to clean slightly dirty items in a very short time.</p>	 <p>Super fast 15 min: a programme designed to wash small amounts of laundry fast, ideal for washing lightly soiled garments.</p>
 <p>To drain the water into the basket + centrifuge action</p>	 <p>Shirts 40°: a cycle to wash shirts in a short time with the utmost care, using a delicate spin for easy ironing.</p>



Shirts: a cycle to wash shirts in a short time with the utmost care, using a delicate spin for easy ironing.



Synthetic 30 °: washing program at 30 ° for Synthetics items



Synthetic 40 °: washing program at 30 ° for Synthetics items



Synthetics: Synthetics washing program is designed for non-cotton items that need a slightly more delicate wash



Wool 30°: this programme for wool or delicate fabrics uses slower rotations of the drum to ensure the utmost care for clothing.



Wool: this programme for wool or delicate fabrics uses slower rotations of the drum to ensure the utmost care for clothing.



Wool Cold: this programme for wool or delicate fabrics uses slower rotations of the drum to ensure the utmost care for clothing.



Option that allow to reduce times of the selected program.



Drum has maximum capacity of 7kg of dry laundry.

Benefit

15 programmes

Up to 15 programmes to meet every daily need

LED Display

With soft touch control and LED lights for intuitive and fast setting and selection of each option