

LBA10N-2

EAN Code 8017709229573
Product Family Washing Machine
Commercial width 60 cm
Installation Built-in
Load type Frontal



Programmes

Controls

Programmes graphics

No. of programmes

Programmes

-  Shirts 40°
-  Cotton 90°
-  Wool 30°
-  Quick Wash 15' 30°
-  Synthetics 30°

-  Cotton 40°
-  Cotton Cold
-  Wool Cold
-  Rinse + Spin
-  Synthetics 40°

-  Cotton 60°
-  Delicate 20°
-  Mix 30°
-  Drain + Spin
-  Synthetics Cold

Electronic





Written in IT

15

Washing Temperature

Cool	30°C	40°C
60°C	90°C	

Special programmes

-  Shirts
-  Wool
-  Mix
-  Quick 15 min

Display

Residual time indicator delay start programme status indication

spin regulation

Display type



Buttons/Options



Delay timer



Prewash



Additional rinse



Anti-wrinkle (easy ironing)



Quick



Intensive

On/off indicator (light)

Yes

Programme progress indicator (light)

On display

End of cycle indicator (light)

On display

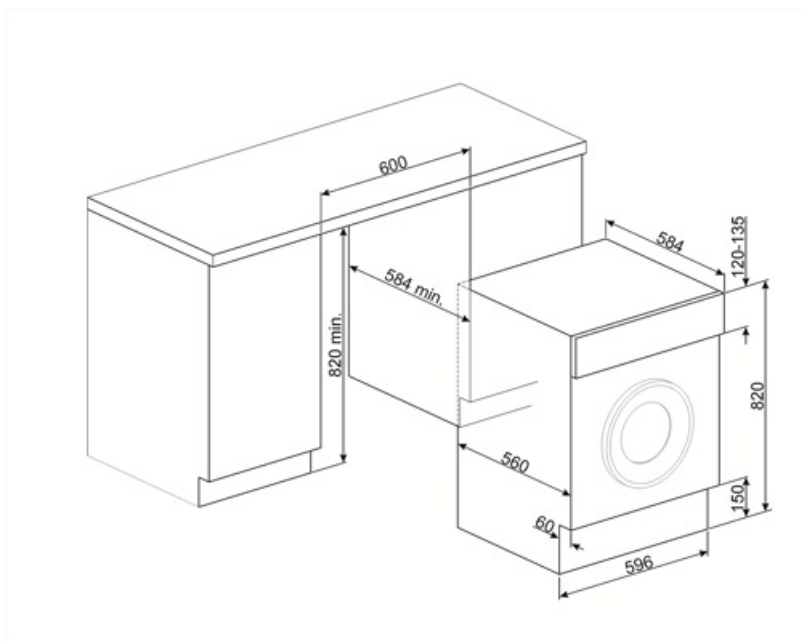
Technical Features



Type of motor	Standard	Door opening	110°
Electronic control functioning	Yes	Automatic variable load	Yes
Programme/temperature selection knob	Yes	Antifoam system	Yes
Spin speed selection on display/LED	No spin/ 400/ 500/ 600/ 800/ 1000	Load balancing system	Automatic
Polypropilene tank	Yes	Easy to access filter	Yes
Basket	Stainless steel	Child lock (functions block)	Control block
Drum capacity	52 l	Anti-flood system	Yes
Liquid detergent accessory as standard	Yes	Furniture door can be fitted on right or left side with adjustable hinges	Yes
Door diameter	30 cm		

Performance / Energy Label

Supplier's name or trademark SMEG



Compatible Accessories



KITPLV2























Kit extension for dishwasher and washing machine: length mt. 2














KITWDHE1

5 cm. raising Kit for fully integrated dishwashers and washer dryers

Symbols glossary

 <p>Easy Iron: this is an option which can be selected to ensure the finished laundry is left with less creases to make ironing easier.</p>	 <p>Variable load: In all models of washing machines is present the system of variable load, according to which the machine automatically diversifies the wash cycle and the time of operation depending on the quantity and type of laundry introduced, allowing a significant saving of water and energy power, up to 30% compared to the versions with fixed load.</p>
 <p>Automatic Load Balancing: provides an ideal distribution of laundry in the drum. In case if the imbalance is detected, the rotation speed starts being controlled in such way to evenly redistribute laundry in the drum, and thus reduce vibration.</p>	 <p>Child lock: some models are fitted with a device to lock the programme/cycle so it cannot be accidentally changed.</p>
 <p>A++: Energy efficiency class A++ helps to save up to 20% energy compared to class A. Maximum performance with minimum consumption is guaranteed.</p>	 <p>Delay timer: can be set to run the programme at a convenient time or to take advantage of off-peak energy periods.</p>
 <p>LED display: to show programmes, functions and options selected and the time to the end of the cycle.</p>	 <p>30 cm: Large loading hatch of 30-32-33 cm in diameter, makes laundry loading and unloading easier and faster with maximum ease of use.</p>
 <p>This option advises when the periodic cleaning of the filters is needed, in order to avoid forgetfulness and thus guarantee the perfect functioning of the dryer over time. The convenient position of the filters makes maintenance fast and extremely simple.</p>	 <p>Intensive: this option intensifies the selected program. Cycle duration and water consumption are reduced by taking into account the type of laundry, while still guaranteeing excellent washing results, even in the case of stains that are difficult to eliminate.</p>
 <p>Prewash: program designed for heavily soiled garments.</p>	 <p>Cotton 40°: For soiled fabrics in cotton</p>
 <p>Cotton 60°: For soiled fabrics in cotton</p>	 <p>Cotton 90°: For soiled fabrics in cotton</p>
 <p>Cotton Cold: For soiled fabrics in cotton</p>	 <p>Delicate 20°: Clothing such as underwear, hosiery and luxury fabrics should be dried on the delicate cycle to help extend the life of the clothing.</p>
 <p>To drain the water in the machine.</p>	 <p>Extra Rinse: Extra Rinse: adds an extra rinse cycle to that already provided in the program chosen, to remove any residual detergent. This function is particularly suitable for those with allergies or skin problems.</p>
 <p>Mix 30°: washing program that allows to wash your cotton and synthetic clothes together without sorting them.</p>	 <p>Mixed fabrics: this cycle is designed for lightly soiled laundry in a mix of cottons and synthetics, or can be used just to refresh stored items.</p>
 <p>Rapid 15-30 ° : Rapid washing program at 30 °, let to clean slightly dirty items in a very short time.</p>	 <p>Super fast 15 min: a programme designed to wash small amounts of laundry fast, ideal for washing lightly soiled garments.</p>

-
- | | | | |
|----------------------------------------------------------------------------------|----------------------------------------------------------------------------------------------------------------------------------|-----------------------------------------------------------------------------------|-----------------------------------------------------------------------------------------------------------------------------|
|  | To drain the water into the basket + centrifuge action |  | Shirts 40°: a cycle to wash shirts in a short time with the utmost care, using a delicate spin for easy ironing. |
|  | Shirts: a cycle to wash shirts in a short time with the utmost care, using a delicate spin for easy ironing. |  | Synthetic 30 °: washing program at 30 ° for Synthetics items |
|  | Synthetic 40 °: washing program at 30 ° for Synthetics items |  | Synthetics: Synthetics washing program is designed for non-cotton items that need a slightly more delicate wash |
|  | Wool 30°: this programme for wool or delicate fabrics uses slower rotations of the drum to ensure the utmost care for clothing. |  | Wool: this programme for wool or delicate fabrics uses slower rotations of the drum to ensure the utmost care for clothing. |
|  | Wool Cold: this programme for wool or delicate fabrics uses slower rotations of the drum to ensure the utmost care for clothing. |  | Option that allow to reduce times of the selected program. |
|  | Drum has maximum capacity of 7kg of dry laundry. | | |