

LBA10N-2

EAN Code	8017709229573
Familie	Wasmachine
Commerciële breedte	60 cm
Installatie	Geïntegreerd
Type lading	Voorklader



Programs

Bediening

Grafische weergave programma's

Aantal programma's

Programma's

Elektronisch

Tekst IT

15



Shirts 40°



Cotton 40°



Cotton 60°



Cotton 90°



Cotton Cold



Delicate 20°



Wool 30°



Wool Cold



Mix 30°



Quick Wash 15' 30°



Spoelen + Centrifugeren



Afpompen + centrifugeren



Synthetics 30°



Synthetics 40°



Synthetics Cold

Wastemperatuur

Koud

30°C

40°C

60°C

90°C

Speciale programma's



Overhemden/ Blouses



Wol



Gemixed



Snel 15 min.

Display

Weergave resttijd

Instelling Delay timer

Programmavoortgang indicatie

Centrifuge regeling

Type display



Toetsen/opties



Delay timer



Voorwas



Extra spoelen



Anti-kreuk



Snel



Intensief

Aan/uit indicator

Ja

Programmavoortgang indicator

Op display

Indicator einde cyclus

Op display

Technische specificaties



Type motor

Standaard

Opening deur

110°

Functionering met elektronische controle

Ja

Variabele automatische lading

Ja

Programma-/temperatuurknop

Ja

Schuimbewaking

Ja

Centrifuge regeling op display/ LED

Niet centrifugeren/ 400/ 500/ 600/ 800/ 1000

Balanceringsysteem belading

Automatisch

Polypropyleen tank

Ja

Makkelijk te bereiken filter

Ja

Korf

Roestvrij staal

Kinderbeveiliging

Blokkeringsinstellingen

Capaciteit trommel

52 l

Anti-overloopsysteem

Ja

Accessoire voor vloeibare reinigingsmiddelen meegeleverd

Ja

Meubeldeur kan rechts of links worden gemonteerd met verstelbare scharnieren

Ja

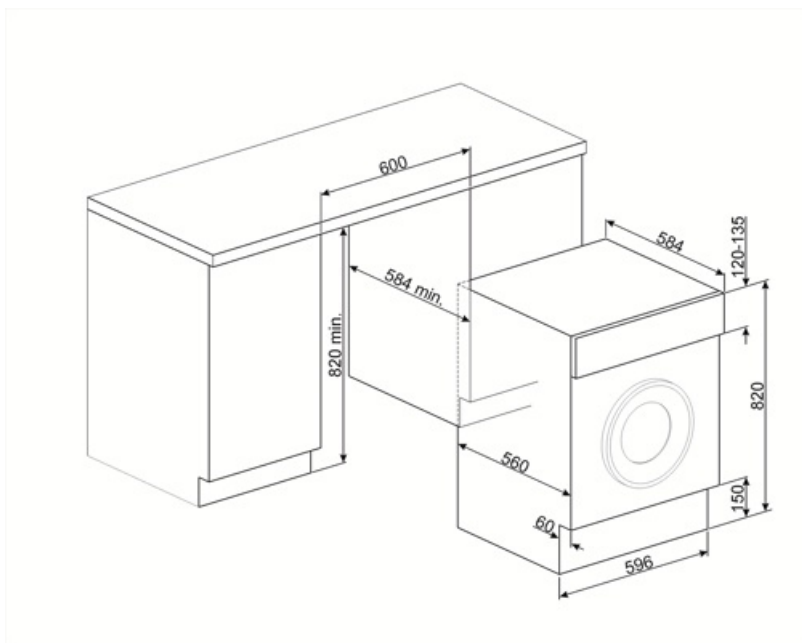
Diameter deur

30 cm

Performance / Energy Label - Reg. 2019

Supplier's name or trademark

SMEG



Compatibele Accessoires

























KITPLV2












Kit verlengstuk voor vaatwasser en
wasmachine: lengte 2 mtr.



KITWDHE1

Symbols glossary

 <p>Easy Iron: dit is een optie die kan worden geselecteerd om ervoor te zorgen dat het wasgoed minder kreukt en het strijken gemakkelijker wordt</p>	 <p>Variable load: In all models of washing machines is present the system of variable load, according to which the machine automatically diversifies the wash cycle and the time of operation depending on the quantity and type of laundry introduced, allowing a significant saving of water and energy power, up to 30% compared to the versions with fixed load.</p>
 <p>Automatic Load Balancing: provides an ideal distribution of laundry in the drum. In case if the imbalance is detected, the rotation speed starts being controlled in such way to evenly redistribute laundry in the drum, and thus reduce vibration.</p>	 <p>Kinderslot: sommige modellen zijn voorzien van een apparaat om het programma / de cyclus te vergrendelen zodat het niet kan per ongeluk veranderd</p>
 <p>A ++: Energie-efficiëntieklasse A ++ helpt om tot 20% energie te besparen in vergelijking met klasse A. Maximale prestaties bij minimaal verbruik zijn gegarandeerd.</p>	 <p>Vertragingstimer: kan worden ingesteld om het programma op een geschikt tijdstip uit te voeren of om te profiteren van energieperiodes buiten de piekuren.</p>
 <p>LED-display: toont de geselecteerde programma's, functies en opties en de tijd tot het einde van de cyclus.</p>	 <p>30 cm: Large loading hatch of 30-32-33 cm in diameter, makes laundry loading and unloading easier and faster with maximum ease of use.</p>
 <p>This option advises when the periodic cleaning of the filters is needed, in order to avoid forgetfulness and thus guarantee the perfect functioning of the dryer over time. The convenient position of the filters makes maintenance fast and extremely simple.</p>	 <p>Intensive: this option intensifies the selected program. Cycle duration and water consumption are reduced by taking into account the type of laundry, while still guaranteeing excellent washing results, even in the case of stains that are difficult to eliminate.</p>
 <p>Prewash: program designed for heavily soiled garments.</p>	 <p>Cotton 40°: For soiled fabrics in cotton</p>
 <p>Cotton 60°: For soiled fabrics in cotton</p>	 <p>Cotton 90°: For soiled fabrics in cotton</p>
 <p>Cotton Cold: For soiled fabrics in cotton</p>	 <p>Delicate 20°: Clothing such as underwear, hosiery and luxury fabrics should be dried on the delicate cycle to help extend the life of the clothing.</p>
 <p>To drain the water in the machine.</p>	 <p>Extra Rinse: Extra Rinse: adds an extra rinse cycle to that already provided in the program chosen, to remove any residual detergent. This function is particularly suitable for those with allergies or skin problems.</p>
 <p>Mix 30°: washing program that allows to wash your cotton and synthetic clothes together without sorting them.</p>	 <p>Mixed fabrics: this cycle is designed for lightly soiled laundry in a mix of cottons and synthetics, or can be used just to refresh stored items.</p>
 <p>Rapid 15-30 ° : Rapid washing program at 30 °, let to clean slightly dirty items in a very short time.</p>	 <p>Super fast 15 min: a programme designed to wash small amounts of laundry fast, ideal for washing lightly soiled garments.</p>

-
- | | | | |
|--|--|---|---|
|  | To drain the water into the basket + centrifuge action |  | Shirts 40°: a cycle to wash shirts in a short time with the utmost care, using a delicate spin for easy ironing. |
|  | Shirts: a cycle to wash shirts in a short time with the utmost care, using a delicate spin for easy ironing. |  | Synthetic 30 °: washing program at 30 ° for Synthetics items |
|  | Synthetic 40 °: washing program at 30 ° for Synthetics items |  | Synthetics: Synthetics washing program is designed for non-cotton items that need a slightly more delicate wash |
|  | Wool 30°: this programme for wool or delicate fabrics uses slower rotations of the drum to ensure the utmost care for clothing. |  | Wool: this programme for wool or delicate fabrics uses slower rotations of the drum to ensure the utmost care for clothing. |
|  | Wool Cold: this programme for wool or delicate fabrics uses slower rotations of the drum to ensure the utmost care for clothing. |  | Option that allow to reduce times of the selected program. |
|  | Drum has maximum capacity of 7kg of dry laundry. | | |