

LBF127

EAN Code	8017709302870
Product Family	Washing Machine
Commercial width	60 cm
Commercial depth	Standard
Installation	Free-standing
Load type	Frontal




Programs

Controls	Electronic
Programmes graphics	

Symbols	Written in IT
---------	---------------

No. of programmes	15
Programmes	

 Softener	 Shirts	 Cotton
 Delicates	 Eco 40-60	 Jeans
 Wool	 Hand Wash	 Mix
 Night	 Quick Wash	 Rinse + Spin
 Drain + Spin	 Synthetics	 Sport

Washing Temperature

Cool	20°C	30°C
40°C	60°C	90°C

Special programmes



Shirts



Jeans



Night



Quick 15 min



Sport

Display

Residual time indicator

delay start

Recommended load indicator

programme status indication

Display type



Buttons/Options



Delay timer



FlexiTime



Prewash



Additional rinse



No spin



Anti-wrinkle (easy ironing)



Intensive



Cold wash

On/off indicator (light)

Yes

Programme progress indicator (light)

On display

End of cycle indicator (light)

On display

Technical Features



Type of motor Standard

Electronic control Yes

functioning

Programme selection knob Yes

Spin speed selection on display/LED No spin/ 500/ 600/ 800/ 1000/ 1200

Display/led for temperature regulation Yes

Polypropilene tank

Yes

Basket

Yes

Drum capacity

54 l

Liquid detergent

Yes

accessory as standard

Door diameter 30 cm

Door opening 180°

Automatic variable load Yes

Antifoam system Yes

Load balancing system Automatic

Easy to access filter Yes

Child lock (functions block) Control block

Anti-flood system Yes

Dual Water Yes

Performance / Energy Label - Reg. 2019



Supplier's name or trademark

SMEG

Spin-drying efficiency class

C

Rated Capacity

7 kg

Energy Efficiency Class E

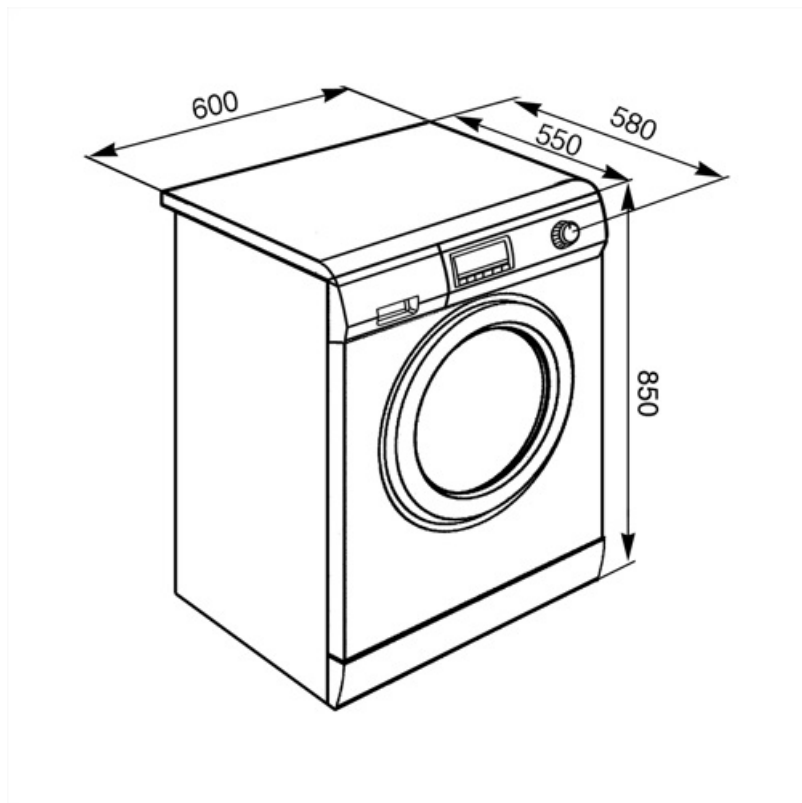
Energy_cons_100 77 kWh

Water Consumption 44 litres

Airbone acoustical noise A class

Airbone acoustical noise 72 dB(A) re 1 pW

Programme duration at rated capacity 2:50 h:min



















Compatible Accessories


















KITPLV2

Kit extension for dishwasher and washing machine: lenght mt. 2



Symbols glossary

	Easy Iron: this is an option which can be selected to ensure the finished laundry is left with less creases to make ironing easier.		Variable load: In all models of washing machines is present the system of variable load, according to which the machine automatically diversifies the wash cycle and the time of operation depending on the quantity and type of laundry introduced, allowing a significant saving of water and energy power, up to 30% compared to the versions with fixed load.
			Automatic Load Balancing: provides an ideal distribution of laundry in the drum. In case if the imbalance is detected, the rotation speed starts being controlled in such way to evenly redistribute laundry in the drum, and thus reduce vibration.
	Child lock: some models are fitted with a device to lock the programme/cycle so it cannot be accidentally changed.		Cold wash
	Delay timer: can be set to run the programme at a convenient time or to take advantage of off-peak energy periods.		LED display: to show programmes, functions and options selected and the time to the end of the cycle.
	30 cm: Large loading hatch of 30-32-33 cm in diameter, makes laundry loading and unloading easier and faster with maximum ease of use.		This option advises when the periodic cleaning of the filters is needed, in order to avoid forgetfulness and thus guarantee the perfect functioning of the dryer over time. The convenient position of the filters makes maintenance fast and extremely simple.
	FlexiTime: The FlexiTime option allows the user to reduce the time of the cycle selected, providing extra flexibility and control.		Energy efficiency class E
	Intensive: this option intensifies the selected program. Cycle duration and water consumption are reduced by taking into account the type of laundry, while still guaranteeing excellent washing results, even in the case of stains that are difficult to eliminate.		No spin option: this option allows to exclude the last spin phase, draining the water from the tank
	Prewash: program designed for heavily soiled garments.		Cotton: For soiled fabrics in cotton

	<p>Use to wash your normally soiled, durable cotton and linen laundry. Although it washes longer than all other programmes, it provides high energy and water savings. Actual water temperature may be different from the stated wash temperature. When you load the machine with less laundry (e.g. ½ capacity or less), programme time may automatically get shorter. In this case, energy and water consumption will decrease more, providing a more economic wash. This programme is available in the models with the remaining time indicator.</p>		<p>Delicate: Clothing such as underwear, hosiery and luxury fabrics should be dried on the delicate cycle to help extend the life of the clothing.</p>
	<p>To drain the water in the machine.</p>		<p>Extra Rinse: Extra Rinse: adds an extra rinse cycle to that already provided in the program chosen, to remove any residual detergent. This function is particularly suitable for those with allergies or skin problems.</p>
	<p>Hand wash: this specific programme for delicate fabrics uses slower rotations of the drum to ensure the utmost care for clothing.</p>		<p>Jeans: a washing cycle which is kind to the colour and fabric of denim whilst minimising wrinkles.</p>
	<p>Mixed fabrics: this cycle is designed for lightly soiled laundry in a mix of cottons and synthetics, or can be used just to refresh stored items.</p>		<p>Night: an ideal programme for those who want to take advantage of off-peak energy periods, this cycle is particularly quiet due to slower rotations of the drum.</p>
	<p>Super fast 15 min: a programme designed to wash small amounts of laundry fast, ideal for washing lightly soiled garments.</p>		<p>Super fast: a programme designed to wash small amounts of laundry fast, ideal for washing lightly soiled garments.</p>
	<p>To drain the water into the basket + centrifuge action</p>		<p>Shirts: a cycle to wash shirts in a short time with the utmost care, using a delicate spin for easy ironing.</p>
	<p>Softener</p>		<p>Gym: Gym, a cycle designed for washing lightly soiled garments, ie sports wear, this is a fast wash which is also kind to fabrics.</p>
	<p>Synthetics: to wash your synthetic clothes (shirts, blouses, synthetic/cotton blends, etc.). It washes with a gentle action and has a shorter washing cycle compared to the Cottons programme. For curtains and tulle, use the Synthetic 40°C programme with prewash and anti-creasing functions selected. As their meshed texture causes excessive foaming, wash the veils/tulle by putting little amount of detergent into the main wash compartment. Do not put detergent in the prewash compartment.</p>		<p>Wool: this programme for wool or delicate fabrics uses slower rotations of the drum to ensure the utmost care for clothing.</p>
	<p>Drum has maximum capacity of 7kg of dry laundry.</p>		

Benefit (TT)

Standard dimensions to fit any home environment, with optimal capacity and advanced features

15 programmes

Up to 15 programmes to meet every daily need

LED Display

With soft touch control and LED lights for intuitive and fast setting and selection of each option