

# LBI147

EAN Code	8017709302818
Product familie	Wasmachine
Commerciële breedte	60 cm
Installatie	Volledig geïntegreerd
Type lading	Voorlader



## Programma's

### Bediening

Grafische weergave programma's

Aantal programma's

Programma's

Elektronisch

Symbolen





15

 Overhemden/ Blouses	 Katoen	 Fijne was
 Eco 40-60	 Jeans	 Wol
 Hand Wash	 Gemixed	 Nacht
Duvet	 Snelle Was	 Spoelen + Centrifugeren
 Centrifugeren	 Synthetisch	 Sport

### Wastemperaturen

Koud	20°C	30°C
40°C	60°C	90°C

### Speciale programma's

 Overhemden/ Blouses	 Jeans	 Nachtprogramma
 Snel 15 min.	 Sport	

## Display

Weergave resttijd

Start uitstel

Programmavoortgang indicatie

Centrifuge regeling

Temperatuurregeling

Type display



Toetsen/opties



Start uitstel



FlexiTime



Voorwas



Extra spoelen



Anti-kreuk



Snel



Intensief

Aan/uit indicator

Ja

Programmavoortgang indicator

Op display

Indicator einde cyclus

Op display

## Technische specificaties



Type motor

Standaard

Opening deur

110°

Functionering met elektronische controle

Ja

Variabele automatische lading

Ja

Programmaknop

Ja

Schuimbewaking

Ja

Programma-/temperatuurknop

Ja

Balanceringsysteem belading

Automatisch

Centrifuge regeling op display/ LED

Niet centrifugeren/ 600/ 800/ 1000/ 1200/ 1400 toeren

Makkelijk te bereiken filter

Ja

Polypropyleen kuip

Ja

Kinderbeveiliging

Blokkeringsinstellingen

Trommel

Inox

Anti-overloopsysteem

Ja

Capaciteit trommel

52 l

Acquastop systeem

Totaal

Accessoire voor vloeibare reinigingsmiddelen meegeleverd

Ja

Aanpasbare scharnieren voor bevestiging deur links of rechts

Ja

Diameter deur

30 cm

## Prestaties/Energie label - Reg. 2019



Supplier's name or trademark

SMEG

Spin-drying efficiency class

B

Rated Capacity

7 kg

Airbone acoustical noise class

A

Energie-efficiëntieklasse

E

Energy\_cons\_100

77 kWh

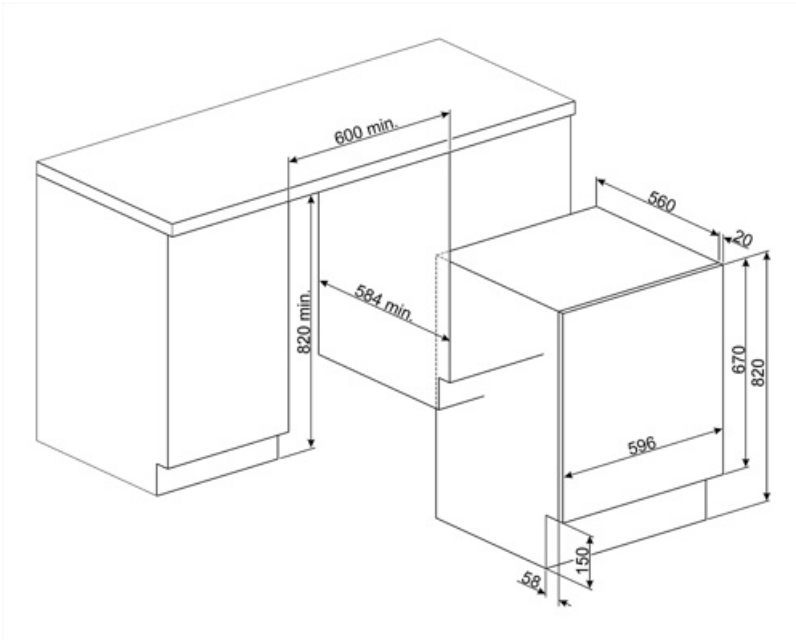
Airbone acoustical noise

72 dB(A) re 1 pW

Water verbruik

44 litres

Programme duration at 2:50 h:min  
rated capacity



---

## Compatible Accessories

---



### KITPLV2

Kit extension for dishwasher and washing machine: lenght mt. 2



### KITWDHE1

## Symbols glossary



**Easy Iron:** this is an option which can be selected to ensure the finished laundry is left with less creases to make ironing easier.



**Automatic Load Balancing:** provides an ideal distribution of laundry in the drum. In case if the imbalance is detected, the rotation speed starts being controlled in such way to evenly redistribute laundry in the drum, and thus reduce vibration.



**Delay timer:** can be set to run the programme at a convenient time or to take advantage of off-peak energy periods.



**30 cm:** Large loading hatch of 30-32-33 cm in diameter, makes laundry loading and unloading easier and faster with maximum ease of use.



**FlexiTime:** The FlexiTime option allows the user to reduce the time of the cycle selected, providing extra flexibility and control.



**Prewash:** program designed for heavily soiled garments.



**Total acquastop:** Most models of Smeg dishwashers are equipped with Acquastop Totale, which allows to avoid flooding as a result of water leakage. The system consists of a float sensor, disposed under the inner chamber of a dishwasher, which blocks water supply inside the appliance in case of water leakage into the lower tray. An additional electromagnetic valve on the water inlet hose also automatically blocks water supply if detecting water leakage in the hose. For Laundry: Total acquastop, the product is built with 3 levels of anti-flood devices to ensure protection against water leakage. For Laundry: Total acquastop, the product is built with 3 levels of anti-flood devices to ensure protection against water leakage.



**Variable load:** In all models of washing machines is present the system of variable load, according to which the machine automatically diversifies the wash cycle and the time of operation depending on the quantity and type of laundry introduced, allowing a significant saving of water and energy power, up to 30% compared to the versions with fixed load.



Sommige modellen zijn voorzien van een functie om het programma/de cyclus te blokkeren zodat het niet per ongeluk kan aangepast worden.



**LED display:** to show programmes, functions and options selected and the time to the end of the cycle.




This option advises when the periodic cleaning of the filters is needed, in order to avoid forgetfulness and thus guarantee the perfect functioning of the dryer over time. The convenient position of the filters makes maintenance fast and extremely simple.




**Intensive:** this option intensifies the selected program. Cycle duration and water consumption are reduced by taking into account the type of laundry, while still guaranteeing excellent washing results, even in the case of stains that are difficult to eliminate.




**Cotton:** For soiled fabrics in cotton


- 


Use to wash your normally soiled, durable cotton and linen laundry. Although it washes longer than all other programmes, it provides high energy and water savings. Actual water temperature may be different from the stated wash temperature. When you load the machine with less laundry (e.g. ½ capacity or less), programme time may automatically get shorter. In this case, energy and water consumption will decrease more, providing a more economic wash. This programme is available in the models with the remaining time indicator.




Delicate: Clothing such as underwear, hosiery and luxury fabrics should be dried on the delicate cycle to help extend the life of the clothing.
- 


To drain the water in the machine.




Extra Rinse: Extra Rinse: adds an extra rinse cycle to that already provided in the program chosen, to remove any residual detergent. This function is particularly suitable for those with allergies or skin problems.
- 


Hand wash: this specific programme for delicate fabrics uses slower rotations of the drum to ensure the utmost care for clothing.




Jeans: a washing cycle which is kind to the colour and fabric of denim whilst minimising wrinkles.
- 


Mixed fabrics: this cycle is designed for lightly soiled laundry in a mix of cottons and synthetics, or can be used just to refresh stored items.




Night: an ideal programme for those who want to take advantage of off-peak energy periods, this cycle is particularly quiet due to slower rotations of the drum.
- 


Super fast 15 min: a programme designed to wash small amounts of laundry fast, ideal for washing lightly soiled garments.




Super fast: a programme designed to wash small amounts of laundry fast, ideal for washing lightly soiled garments.
- 


To drain the water into the basket + centrifuge action




Shirts: a cycle to wash shirts in a short time with the utmost care, using a delicate spin for easy ironing.
- 


Gym: Gym, a cycle designed for washing lightly soiled garments, ie sports wear, this is a fast wash which is also kind to fabrics.




Synthetics: to wash your synthetic clothes (shirts, blouses, synthetic/cotton blends, etc.). It washes with a gentle action and has a shorter washing cycle compared to the Cottons programme. For curtains and tulle, use the Synthetic 40°C programme with prewash and anti-creasing functions selected. As their meshed texture causes excessive foaming, wash the veils/tulle by putting little amount of detergent into the main wash compartment. Do not put detergent in the prewash compartment.
- 

Wool: this programme for wool or delicate fabrics uses slower rotations of the drum to ensure the utmost care for clothing.



Option that allow to reduce times of the selected program.
- 

Drum has maximum capacity of 7kg of dry laundry.



Energie-efficiëntieklasse