

# LD102D-2

Sink material	Stainless steel
Type	Welded sink
No. of bowls	1 + 3/4
Drainer	Right
EAN code	8017709201203



## Aesthetics



Aesthetic	Universal	Logo	Embossed
Serie	Mira	Alternative colours available	No
Colour	Stainless steel	Half bowl cup drainer	No
Acabamento	Escovado	Tap hole / precut tap hole	1 Tap hole
Building in type	Ultra-low profile		

	Bowl type RH	Bowl thickness (mm)	Bowl dimensions, WxDxH (mm)	Bowl depth (mm)	Radius corner right bowl (mm)	Overflow	Strainer position	Strainer dimension
RH Bowl	Half bowl	1	180 x 340 x 156	150	50	No	Centre of bowl	3.5"
LH Bowl	Minimum radius	1	340 x 400 x 200	200	15	Yes, flush fitted	Wall position	3.5"

## Technical Features

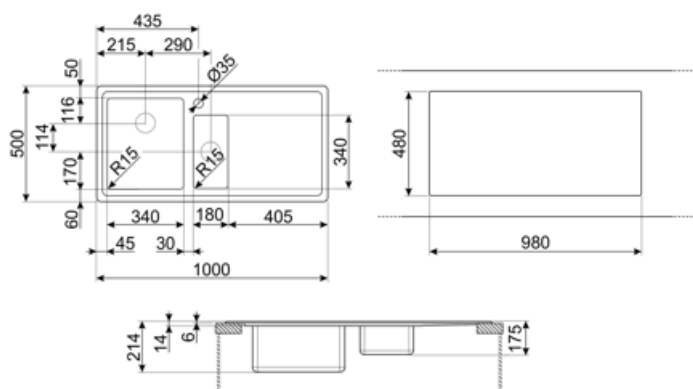


Frame thickness	0.7 mm	Diâmetro do furo da torneira	35 mm
Frame depth (mm)	15	Popup command	No
Dimensions of the product (mm)	215x1000x500 mm	Dividing wall width	30 mm
Cutout dimension topmount (mm)	980 x 480 mm	Drainer inclination	2 °
Cutout radius	5 mm	Gasket type	Sealing paste

Height from kitchen top	4 mm	Pre-assembled gasket	No
Base unit size	80 cm	No. of clips	8
Tap hole	1	Type of clips	Standard

## Accessories Included

Accessories for installation	Strainer, Siphon with dishwasher outlet connection, Fixing clips, Gasket	Basket	No
Colander	No	Wooden board	No
Glass board	No	White board	No



## Compatible Accessories



### DB34

Cesto de fio inox para acoplar às pias com dimensões de 340\*400 mm



### KITFD075

Eliminação de resíduos 0,75 CV Motor: 3/4 CV Adapta-se a todas as pias com saída de resíduos de 3 1/2"



### RND2V

Kit de resíduos Rondò 2 pias com 1 transbordamento padrão



### KITFD050

Eliminação de resíduos 0,5 CV Motor: 1/2 cv Serve para todas as pias com saída de resíduos de 3 1/2"



### KITFD100

Eliminação de resíduos 1 CV Motor: 1 cv Serve para todas as pias com saída de resíduos de 3 1/2"







### STABMIX

estabilizador para misturadores

---

## Symbols glossary

---

- |  |  |   |  |
|--|--|---|--|
|  | Largura do armário necessária para a instalação da pia                           |  | Profundidade da pia - dependendo do modelo, a profundidade pode ser de 13 a 24,5 |
|  | Profundidade da pia - dependendo do modelo, a profundidade pode ser de 13 a 24,5 |  | Perfil ultra baixo: Instalação de produto com borda plana - altura de 1 mm.      |

## Benefit (TT)

---

### **Two bowls**

Two bowls for greater versatility and dual functionality

### **Drainer**

The drawer allows dishes, cutlery and kitchen utensils to be placed directly on the sink after washing: excess water can drain into the sink, allowing for natural drying

### **Tap hole**

Possibility of having the tap hole for direct installation of the tap on the sink, for a larger and neater surface area