

LE102D

Sink material

Stainless steel

Type

Welded sink

No. of bowls

1 + 1/2

Drainer


Right

EAN code

8017709129699




Aesthetics



Aesthetic	Universale	Building in type	Ultra-low profile
Series	Rigae	Logo	Embossed
Colour	Stainless steel	Half bowl cup drainer	Yes
Finishing	Brushed	Tap hole / precut tap hole	1 Tap hole

	Bowl type RH	Bowl thickness (mm)	Bowl dimensions, WxDxH (mm)	Bowl depth (mm)	Radius corner right bowl (mm)	Overflow LH bowl	Strainer position	Strainer dimension
RH Bowl	Half bowl	0.7	165 x 300 x 130	130	80		Centre of bowl	3.5"
LH Bowl	Traditional	0.6	340 x 400 x 180	180	80	Yes, traditional	Wall position	3.5"

Technical Features



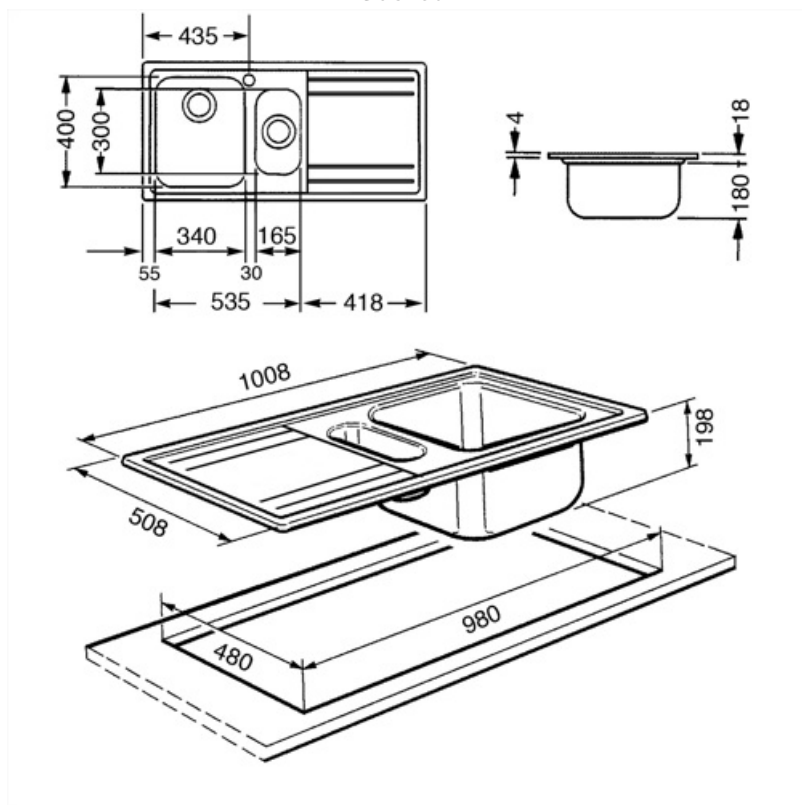
Frame thickness	0,6 mm	Tap hole	1
Frame depth (mm)	18	Dividing wall width	30 mm
Dimensions of the product (mm)	198x1010x510 mm	Drainer inclination	2 °
Cutout dimension topmount (mm)	980 X 480 mm	Gasket type	Sealing paste
		No. of clips	8
		Type of clips	Standard

Undermount cutout radius	15 mm
Height from kitchen top	6 mm
Base unit size	60 cm

Accessories included

Accessories for installation

Strainer, Savespace siphon with dishwasher outlet connection, Fixing clips, Gasket



Compatible Accessories



CB34

Single wooden chopping board to fit STD radius 340 x 400 mm bowl



KITFD075

Waste disposal 0,75 HP, Motor: 1/2 horsepower, Fits all sinks with 3 1/2" waste outlet



RND2V

2 Bowls standard Rondò waste kit with rectangular overflow



KITFD050

Waste disposal 0,5 HP, Motor: 1/2 horsepower, Fits all sinks with 3 1/2" waste outlet



KITFD100

Waste disposal 1 HP, Motor: 1/2 horsepower, Fits all sinks with 3 1/2" waste outlet



STABMIX

Tap stabiliser

Symbols glossary



Cupboard width required for sink installation



Sink depth - depending on the model, the depth can be from 13 to 24,5



Sink depth - depending on the model, the depth can be from 13 to 24,5



Ultra-low profile: Installation of product with flat edge - height of 1 mm.

Benefit (TT)

Two bowls

Two bowls for greater versatility and dual functionality

Drainer

The drawer allows dishes, cutlery and kitchen utensils to be placed directly on the sink after washing: excess water can drain into the sink, allowing for natural drying

Tap hole

Possibility of having the tap hole for direct installation of the tap on the sink, for a larger and neater surface area