

LFT116D

Sink material	Stainless steel
Type	Welded sink
No. of bowls	2
Drainer	Right
EAN code	8017709210373



Aesthetics



Aesthetic	Universale	Building in type	Flush fitted, Flat
Series	Mira	Logo	Embossed
Colour	Stainless steel	Tap hole / precut tap hole	2 Tapholes
Finishing	Brushed		

	Bowl type RH	Bowl thickness (mm)	Bowl dimensions, WxDxH (mm)	Bowl depth (mm)	Radius corner right bowl (mm)	Overflow	Strainer position	Strainer dimension
RH Bowl	Minimum radius	1	340 x 400 x 200	200	15	Yes, flush fitted	Wall position	3.5"
LH Bowl	Minimum radius	1	340 x 400 x 200	200	15		Wall position	3.5"

Technical Features

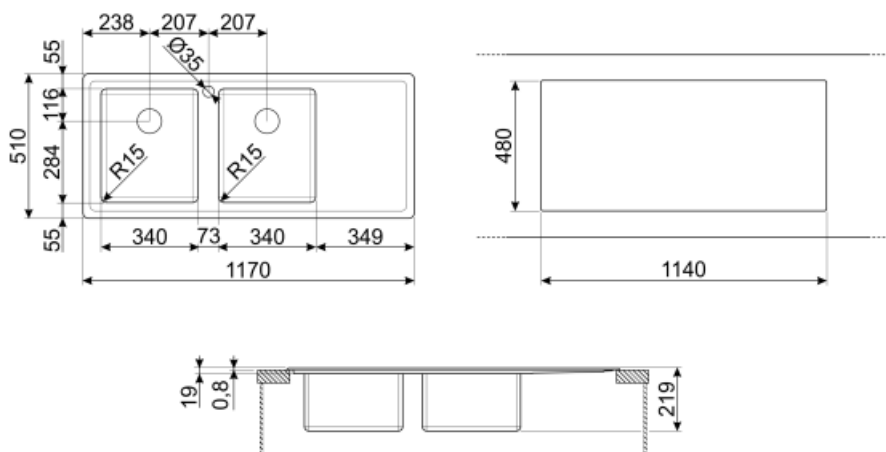


Frame thickness	0,7 mm	Tap hole diameter	35 mm
Frame depth (mm)	19	Popup command	Yes, double
Dimensions of the product (mm)	219x1170x510 mm	Popup command type	Squared
Cutout dimension topmount (mm)	1140 x 480 mm	Dividing wall width	75 mm
Undermount cutout radius	5 mm	Drainer inclination	2 °
		Gasket type	Sealing paste
		No. of clips	12
		Type of clips	Standard

Height from kitchen top	1 mm
Base unit size	90 cm
Tap hole	2

Accessories Included

Accessories for installation	Strainer, Savespace siphon with dishwasher outlet connection, Fixing clips, Gasket, Automatic pop - up with round rotary control
------------------------------	--



Not included accessories



KITFD050

Waste disposal 0,5 HP, Motor: 1/2 horsepower, Fits all sinks with 3 1/2" waste outlet



DB34

St/steel drain basket to fit STD radius 340 x 400 bowl, 180 mm depth



COL36

St/steel colander for MINIMUM radius bowls, measures 370 x 410 x 30 mm



KITFD100

Waste disposal 1 HP, Motor: 1/2 horsepower, Fits all sinks with 3 1/2" waste outlet



STABMIX

Tap stabiliser



COL19H

St/Steel colander to fit MINIMUM radius mm bowl, measures 200 x 410 x 100 mm



COL19

St/Steel colander to fit MINIMUM radius mm bowl, measures 200 x 410 x 26 mm



CB25MN

Single HPE chopping board to fit minimum radius bowls, black matt, measures 250 x 410 H 12 mm, dishwasher safe



KITFD075

Waste disposal 0,75 HP, Motor: 1/2 horsepower, Fits all sinks with 3 1/2" waste outlet



KITSLTRND2





2 Bowls automatic Rondò pop up waste kit with rectangular overflow and round knob



CB28QU

Single HPL chopping board for minimum radius, oak, measures 280 x 418 H 12 mm

Symbols glossary (TT)

- | | | | |
|--|---|---|---|
|  | Cupboard width required for sink installation |  | Sink depth - depending on the model, the depth can be from 13 to 24,5 |
|  | Flat: Installation of product with flat edge. |  | Flush-fitted installation: Models of sinks/hobs which are integrated flush with the tabletop of a kitchen unit. |