

LL102S-2

Sink material	Stainless steel
Type	Welded sink
No. of bowls	1 + 1/2
Drainer	Left
EAN code	8017709200824



Aesthetics



Aesthetic	Universal	Logo	Embossed
Serie	Alba	Alternative colours available	No
Colour	Stainless steel	Half bowl cup drainer	Yes
Acabamento	Escovado	Tap hole / precut tap hole	1 Tap hole
Building in type	Ultra-low profile		

	Bowl type RH	Bowl thickness (mm)	Bowl dimensions, WxDxH (mm)	Bowl depth (mm)	Radius corner right bowl (mm)	Overflow	Strainer position	Strainer dimension
RH Bowl	Traditional	0.7	340 x 400 x 210	210	80	Yes, traditional	Wall position	3.5"
LH Bowl	Half bowl	0.7	165 x 300 x 130	130	80	No	Centre of bowl	3.5"

Technical Features

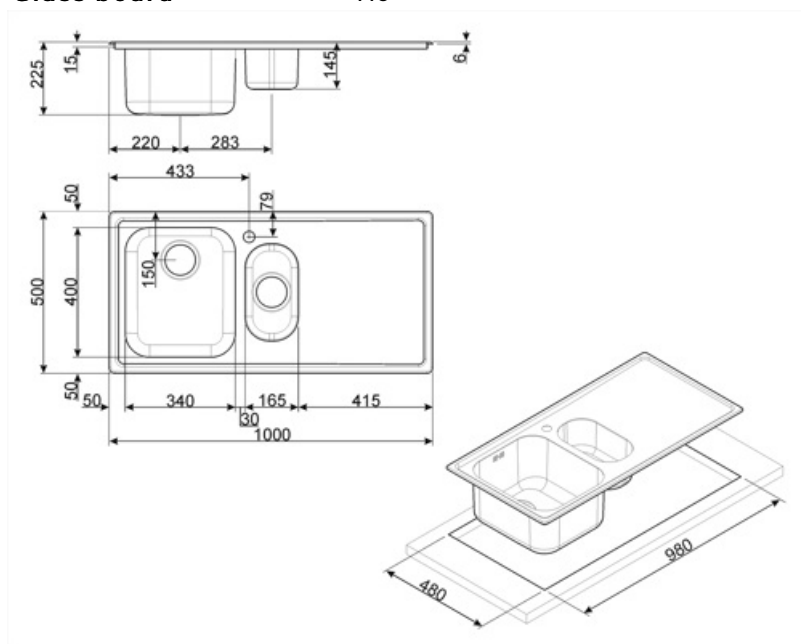


Frame thickness	0,7 mm	Diâmetro do furo da torneira	35 mm
Frame depth (mm)	13	Popup command	No
Dimensions of the product (mm)	223x1000x500 mm	Dividing wall width	30 mm
Cutout dimension topmount (mm)	980 X 480 mm	Drainer inclination	2 °
Cutout radius	10 mm	Gasket type	Sealing paste

Height from kitchen top	6 mm	Pre-assembled gasket	No
Base unit size	60 cm	No. of clips	10
Tap hole	1	Type of clips	Standard

Accessories Included

Accessories for installation	Strainer, Siphon with dishwasher outlet connection, Fixing clips, Gasket	Basket	No
Colander	No	Wooden board	No
Glass board	No	White board	No



Compatible Accessories



CB34

Tábua de cortar única de madeira dura para caber sobre pia de 340 x 400 mm



KITFD050

Eliminação de resíduos 0,5 CV Motor: 1/2 cv Serve para todas as pias com saída de resíduos de 3 1/2"



KITFD100

Eliminação de resíduos 1 CV Motor: 1 cv Serve para todas as pias com saída de resíduos de 3 1/2"



STABMIX

estabilizador para misturadores



DB34

Cesto de fio inox para acoplar às pias com dimensões de 340*400 mm



KITFD075





Eliminação de resíduos 0,75 CV Motor: 3/4 CV Adapta-se a todas as pias com saída de resíduos de 3 1/2"



RND2V

Kit de resíduos Rondò 2 pias com 1 transbordamento padrão

Symbols glossary

- | | | | |
|--|--|---|--|
|  | Largura do armário necessária para a instalação da pia |  | Profundidade da pia - dependendo do modelo, a profundidade pode ser de 13 a 24,5 |
|  | Profundidade da pia - dependendo do modelo, a profundidade pode ser de 13 a 24,5 |  | Perfil ultra baixo: Instalação de produto com borda plana - altura de 1 mm. |

Benefit (TT)

Two bowls

Two bowls for greater versatility and dual functionality

Drainer

The drawer allows dishes, cutlery and kitchen utensils to be placed directly on the sink after washing: excess water can drain into the sink, allowing for natural drying

Tap hole

Possibility of having the tap hole for direct installation of the tap on the sink, for a larger and neater surface area