

LSIA127



EAN Code	8017709302726
Product Family	Washer dryer
Commercial width	60 cm
Commercial depth	Large capacity
Installation	Built-in
Load type	Frontal



Programs

Controls	Electronic
Programmes graphics	

Symbols	Written in FR
---------	---------------

No. of programmes	15
Programmes	

Eco 40-60	Cotton	Cotton 20°
Cotton 40°	Cotton 60°	Cotton 90°
Clean	Delicate 30°	Delicate drying
Drain + Spin	Mix 30°	Normal drying
Rinse + Spin	Synthetics 30°	Synthetics 40°
Wool Cold		

Washing Temperature

Cool	20°C	30°C
40°C	60°C	90°C

Special programmes



Shirts



Mix



Night



Quick 15 min



Sport

Special Clean programme, to remove residual fluff Yes

Display

Residual time indicator

delay start

Recommended load indicator

Display type



Buttons/Options



Delay timer



FlexiTime



Prewash



Additional rinse



No spin



Anti-wrinkle (easy ironing)



Intensive



Cold wash



Drying

Programme progress indicator (light)

On display

End of cycle indicator (light)

On display

Technical Features



Type of motor

Standard

Electronic control functioning

Yes

Programme selection knob

Yes

Spin speed selection on display/LED

No spin/ 500/ 600/ 800/ 1000/ 1200

Display/led for temperature regulation

Yes

Polypropylene tank

Yes

Basket

Stainless steel

Drum capacity

52 l

Liquid detergent accessory as standard

Yes

Door diameter

30 cm

Door opening

110°

Automatic variable load

Yes

Antifoam system

Yes

Load balancing system

Automatic

Easy to access filter

Yes

Child lock (functions block)

Control block

Anti-flood system

Yes

Autocleaning system

Yes

Water supply

Single, cold

Furniture door can be fitted on right or left side with adjustable hinges

Yes

Performance / Energy Label



Washing loading capacity

7 kg

Drying loading capacity

4 kg

Max spin speed

1200 giri/min

Energy efficiency class

B

Energy consumption (washing + drying)

5.6 kWh

Water consumption (washing) per cycle

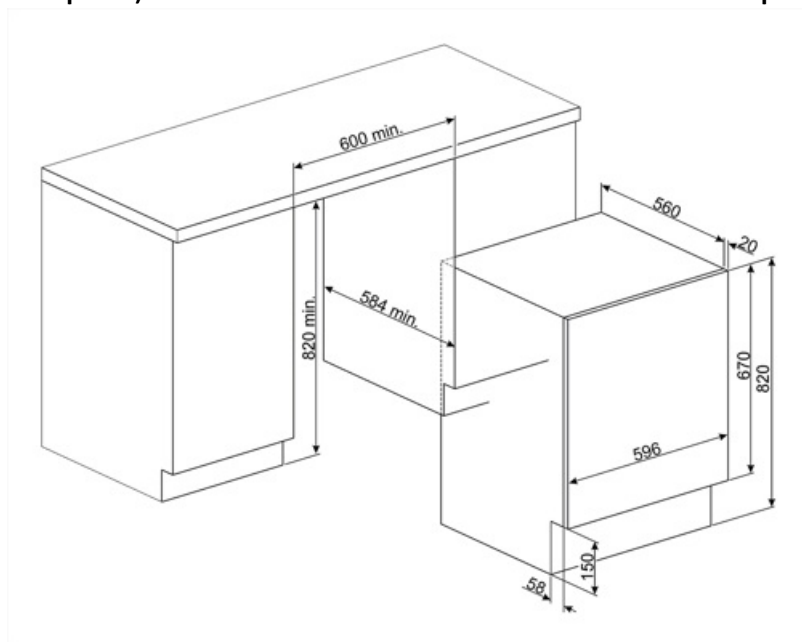
49 l

Washing efficiency class	A	Water consumption (washing+drying) per cycle	89 l
Energy rating	BA	Duration of the normative programme	420 min.
Noise level washing	56 dB(A) re 1 pW	Energy annual consumption (washing)	260 kWh
Noise level spinning	72 dB(A) re 1 pW	Energy annual consumption (washing+drying)	1120 kWh
Noise level drying	58 dB(A) re 1 pW	Water annual consumption (washing)	9800 l
Energy consumption - Cotton 60° - Wash only	1.3 kWh	Water annual consumption (washing+drying)	17800 l
		Residual humidity percentage (%)	50 %























Performance / Energy Label - Reg. 2019





















Supplier's name or trademark	SMEG	Water consumption (washing cycle)	44 litre
Rated capacity washing cycle	7 kg	Water Consumption (complete cycle)	68 litre
Rated capacity complete cycle	4 kg	Spin-drying efficiency class	C
Energy efficiency class (washing cycle)	E	Airborne acoustical noise class	A
Energy efficiency class (complete cycle)	F	Airborne acoustical noise	70 dB(A) re 1 pW
Weighted energy consumption lavaggio	77 kWh	Eco 40-60 programme duration (Rated washing capacity)	2:50 h:min
weighted energy consumption (ciclo complete)	279 kWh	Wash and dry cycle duration (Rated capacity)	5:30 h:min



Symbols glossary

	Easy Iron: this is an option which can be selected to ensure the finished laundry is left with less creases to make ironing easier.		Variable load: In all models of washing machines is present the system of variable load, according to which the machine automatically diversifies the wash cycle and the time of operation depending on the quantity and type of laundry introduced, allowing a significant saving of water and energy power, up to 30% compared to the versions with fixed load.
	Autocleaning system: Autocleaning system avoids the formation of lint and impurities inside the condensation system ensuring maximum reliability of the machine		Automatic Load Balancing: provides an ideal distribution of laundry in the drum. In case if the imbalance is detected, the rotation speed starts being controlled in such way to evenly redistribute laundry in the drum, and thus reduce vibration.
	Child lock: some models are fitted with a device to lock the programme/cycle so it cannot be accidentally changed.		Energy efficiency class F
	Cold wash		Delay timer: can be set to run the programme at a convenient time or to take advantage of off-peak energy periods.
	LED display: to show programmes, functions and options selected and the time to the end of the cycle.		30 cm: Large loading hatch of 30-32-33 cm in diameter, makes laundry loading and unloading easier and faster with maximum ease of use.
	B: Product energy rating, measured from A+++ to D / G depending on the product family.		Gentle drying: program designed to get laundry ready for easy ironing.
	This shows the amount of laundry that can be inserted into the tumble dryer in KG.		This option advises when the periodic cleaning of the filters is needed, in order to avoid forgetfulness and thus guarantee the perfect functioning of the dryer over time. The convenient position of the filters makes maintenance fast and extremely simple.
	FlexiTime: The FlexiTime option allows the user to reduce the time of the cycle selected, providing extra flexibility and control.		Intensive: this option intensifies the selected program. Cycle duration and water consumption are reduced by taking into account the type of laundry, while still guaranteeing excellent washing results, even in the case of stains that are difficult to eliminate.
	No spin option: this option allows to exclude the last spin phase, draining the water from the tank		Prewash: program designed for heavily soiled garments.
	Cleaning programme: A cleaning programme has been created to maintain the performance of washer/dryers. The display shows automatically when cleaning is required.		For lightly soiled fabrics in cotton and linen
	Cotton 40°: For soiled fabrics in cotton		Cotton 60°: For soiled fabrics in cotton

	Cotton: For soiled fabrics in cotton		Cotton 90°: For soiled fabrics in cotton
	Delicate 30°: Clothing such as underwear, hosiery and luxury fabrics should be dried on the delicate cycle to help extend the life of the clothing.		To drain the water in the machine.
	Program designed for clothes that have to be stored or used immediately.		Extra Rinse: Extra Rinse: adds an extra rinse cycle to that already provided in the program chosen, to remove any residual detergent. This function is particularly suitable for those with allergies or skin problems.
	Mix 30°: washing program that allows to wash your cotton and synthetic clothes together without sorting them.		Mixed fabrics: this cycle is designed for lightly soiled laundry in a mix of cottons and synthetics, or can be used just to refresh stored items.
	Night: an ideal programme for those who want to take advantage of off-peak energy periods, this cycle is particularly quiet due to slower rotations of the drum.		Super fast 15 min: a programme designed to wash small amounts of laundry fast, ideal for washing lightly soiled garments.
	To drain the water into the basket + centrifuge action		Shirts: a cycle to wash shirts in a short time with the utmost care, using a delicate spin for easy ironing.
	Gym: Gym, a cycle designed for washing lightly soiled garments, ie sports wear, this is a fast wash which is also kind to fabrics.		Synthetic 30 °: washing program at 30 ° for Synthetics items
	Synthetic 40 °: washing program at 30 ° for Synthetics items		Wool Cold: this programme for wool or delicate fabrics uses slower rotations of the drum to ensure the utmost care for clothing.
	Volumeplus: Smeg offers models with load up to 8 kg, while maintaining the best washing results, and providing low energy consumption.		Drum has maximum capacity of 7kg of dry laundry.

Benefit (TT)

Large capacity

Large capacity to handle heavy loads with advanced programs for impeccable results every wash

Up to 15 programmes

Up to 15 programmes to meet every daily need

LED Display

With soft touch control and LED lights for intuitive and fast setting and selection of each option

Easy Iron Option

Perfect fabrics thanks to the Easy Iron option that ventilates the laundry for up to 8 hours