

LSIA147



EAN Code	8017709302733
Product familie	Was-droogcombinatie
Commerciële breedte	60 cm
Commerciële diepte	Grote capaciteit
Installatie	Volledig geïntegreerd
Type lading	Voorlader



Programma's

Bediening	Elektronisch
Grafische weergave programma's	Symbolen
Aantal programma's	15
Programma's	

Eco 40-60



Katoen



Centrifugeren



Drogen Delicaat



Drogen Normaal



Fijne was



Gemixed



Nacht



Overhemden/ Blouses



Reinigen



Snelle Was



Spoelen + Centrifugeren



Sport



Synthetisch



Wol

Wastemperaturen

Koud

20°C

30°C

40°C

60°C

90°C

Speciale programma's



Overhemden/ Blouses



Gemixed



Nachtprogramma



Snel 15 min.



Sport

Speciaal Clean programma t.b.v. de reiniging van de leidingen Ja
Display

Weergave resttijd

Start uitstel

Weergave aanbevolen belading

Type display



Toetsen/opties



Start uitstel



FlexiTime



Voorwas



Extra spoelen



Niet centrifugeren



Anti-kreuk



Intensief



Koud wassen



Drogen

Programmavoortgang indicator

Op display

Indicator einde cyclus

Op display

Technische specificaties



Type motor Standaard

Functionering met elektronische controle

Ja

Programmaknop

Ja

Centrifuge regeling op display/ LED

Niet centrifugeren/ 600/ 800/ 1000/ 1200/ 1400 toeren

Temperatuurregeling op display/ LED

Ja

Polypropyleen kuip

Ja

Trommel

Inox

Capaciteit trommel

52 l

Accessoire voor vloeibare reinigingsmiddelen meegeleverd

Ja

Diameter deur

30 cm

Opening deur

110°

Variabele automatische lading Ja

Schuimbewaking Ja

Balanceringsysteem belading Automatisch

Makkelijk te bereiken filter Ja

Kinderbeveiliging Blokkeringsinstellingen

Anti-overloopsysteem Ja

AutoCleaning systeem Ja

Acquastop systeem Totaal

Watertoevoer Enkel; koud water

Aanpasbare scharnieren voor bevestiging deur links of rechts Ja

Prestaties / energielabel



Laadcapaciteit wassen 7 kg

Laadcapaciteit drogen 4 kg

Maximum centrifugeersnelheid 1400 giri/min

Energie-efficiëntieklasse B

Efficiëntieklasse wassen A

Energieklasse BA

Energieverbruik (wassen - wassen + drogen) 5,6 kWh

Waterverbruik per cyclus wassen 49 l

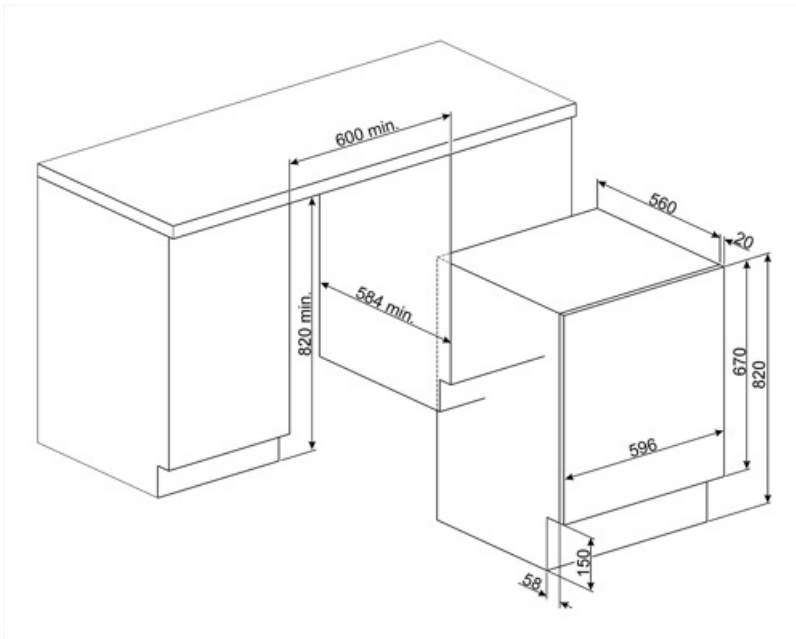
Waterverbruik (wassen - wassen + drogen) 89 l

Geluidsniveau wassen	56 dB(A) re 1 pW	Duur normatief programma	420 min
Geluidsniveau drogen	72 dB(A) re 1 pW	Jaarlijks energieverbruik wassen	260 kWh
Geluidsniveau drogen	58 dB(A) re 1 pW	Jaarlijks energieverbruik wassen en drogen	1120 kWh
Energieverbruik - Katoen 60°C alleen wassen	1,3 kWh	Jaarlijks waterverbruik wassen	9800 l
		Jaarlijks waterverbruik wassen en drogen	17800 l
		Resterende vochtigheidsgraad (%)	50 %



















Prestaties/Energie label - Reg. 2019





















Supplier's name or trademark	SMEG	Waterverbruik (per cyclus)	44 litre
Rated capacity washing cycle	7 kg	Waterverbruik (complete cyclus)	68 litre
Rated capacity complete cycle	4 kg	Spin-drying efficiency class	B
Energy efficiency class (washing cycle)	E	Airbone acoustical noise class	A
Energy efficiency class (complete cycle)	E	Airbone acoustical noise	72 dB(A) re 1 pW
Weighted energy consumption lavaggio	77 kWh	Eco 40-60 programme duration (Rated washing capacity)	2:50 h:min
Weighted energy consumption (ciclo complete)	266 kWh	Wash and dry cycle duration (Rated capacity)	5:30 h:min



Symbols glossary

 <p>Total acquastop: Most models of Smeg dishwashers are equipped with Acquastop Totale, which allows to avoid flooding as a result of water leakage. The system consists of a float sensor, disposed under the inner chamber of a dishwasher, which blocks water supply inside the appliance in case of water leakage into the lower tray. An additional electromagnetic valve on the water inlet hose also automatically blocks water supply if detecting water leakage in the hose. For Laundry: Total acquastop, the product is built with 3 levels of anti-flood devices to ensure protection against water leakage.</p>	 <p>Easy Iron: this is an option which can be selected to ensure the finished laundry is left with less creases to make ironing easier.</p>
 <p>Variable load: In all models of washing machines is present the system of variable load, according to which the machine automatically diversifies the wash cycle and the time of operation depending on the quantity and type of laundry introduced, allowing a significant saving of water and energy power, up to 30% compared to the versions with fixed load.</p>	 <p>Autocleaning system: Autocleaning system avoids the formation of lint and impurities inside the condensation system ensuring maximum reliability of the machine.</p>
 <p>Automatic Load Balancing: provides an ideal distribution of laundry in the drum. In case if the imbalance is detected, the rotation speed starts being controlled in such way to evenly redistribute laundry in the drum, and thus reduce vibration.</p>	 <p>B: Product energy rating, measured from A+++ to D / G depending on the product family.</p>
 <p>Sommige modellen zijn voorzien van een functie om het programma/de cyclus te blokkeren zodat het niet per ongeluk kan aangepast worden.</p>	 <p>Cold wash.</p>
 <p>Delay timer: can be set to run the programme at a convenient time or to take advantage of off-peak energy periods.</p>	 <p>LED display: to show programmes, functions and options selected and the time to the end of the cycle.</p>
 <p>30 cm: Large loading hatch of 30-32-33 cm in diameter, makes laundry loading and unloading easier and faster with maximum ease of use.</p>	 <p>Gentle drying: program designed to get laundry ready for easy ironing.</p>
 <p>This shows the amount of laundry that can be inserted into the tumble dryer in KG.</p>	 <p>This option advises when the periodic cleaning of the filters is needed, in order to avoid forgetfulness and thus guarantee the perfect functioning of the dryer over time. The convenient position of the filters makes maintenance fast and extremely simple.</p>
 <p>FlexiTime: The FlexiTime option allows the user to reduce the time of the cycle selected, providing extra flexibility and control.</p>	 <p>Intensive option: this function extends the duration of the wash cycle and increases the intensity of the wash, ensuring a deeper cleaning for heavily soiled garments.</p>
 <p>No spin option: this option allows to exclude the last spin phase, draining the water from the tank</p>	 <p>Prewash: program designed for heavily soiled garments.</p>

- | | |
|---|---|
|  <p>Cleaning programme: A cleaning programme has been created to maintain the performance of washer/dryers. The display shows automatically when cleaning is required.</p> |  <p>Cotton: programme designed for washing medium to heavily soiled cotton garments, ensuring thorough and effective cleaning.</p> |
|  <p>Delicate: Clothing such as underwear, hosiery and luxury fabrics should be dried on the delicate cycle to help extend the life of the clothing.</p> |  <p>To drain the water in the machine.</p> |
|  <p>Program designed for clothes that have to be stored or used immediately.</p> |  <p>Extra Rinse: Extra Rinse: adds an extra rinse cycle to that already provided in the program chosen, to remove any residual detergent. This function is particularly suitable for those with allergies or skin problems.</p> |
|  <p>Mix Mixed fabrics: this cycle is designed for lightly soiled laundry in a mix of cottons and synthetics, or can be used just to refresh stored items.</p> |  <p>Night: an ideal programme for those who want to take advantage of off-peak energy periods, this cycle is particularly quiet due to slower rotations of the drum.</p> |
|  <p>Quick 15 min.: ideal for small loads of lightly soiled garments, it guarantees a fast wash in a very short time.</p> |  <p>Super fast: a programme designed to wash small amounts of laundry fast, ideal for washing lightly soiled garments.</p> |
|  <p>Rinse and Spin: this programme is suitable for rinsing and spinning garments.</p> |  <p>Shirts: a cycle to wash shirts in a short time with the utmost care, using a delicate spin for easy ironing.</p> |
|  <p>Sport: programme designed to quickly wash sports and technical clothing, which undergo frequent washes, ensuring optimal hygiene and protection of the fibres.</p> |  <p>Synthetics: programme designed for synthetic and mixed-fibre fabrics. Ideal for lightly to normally soiled garments, it uses moderate temperatures and a gentler washing action to protect the fibres and reduce creasing, ensuring effective cleaning without stressing the materials.</p> |
|  <p>Wool: this programme for wool or delicate fabrics uses slower rotations of the drum to ensure the utmost care for clothing.</p> |  <p>Volumeplus: Smeg offers models with load up to 8 kg, while maintaining the best washing results, and providing low energy consumption.</p> |
|  <p>Drum has maximum capacity of 7kg of dry laundry.</p> |  <p>Energie-efficiëntieklasse</p> |