


LSPU8212S



| | |
|-------------------|------------------------|
| Product Family | Dishwashers |
| Commercial width | 60 cm |
| Commercial height | 82 cm |
| Installation | Under counter built-in |
| N° baskets | 2 |
| EAN code | 8017709303709 |



Programs



| | | | |
|----------------------|-------------------|-------------|-----|
| N. of programmes | 5 | Delicate | Yes |
| Washing temperatures | 45, 50, 65, 70 °F | Normal | Yes |
| Mix | Yes | Pots & Pans | Yes |
| 1/2 load | Yes | | |

Options

| | |
|---------------------|----------------------------|
| Professional option | Intensive wash zone option |
|---------------------|----------------------------|

Baskets



| | | | |
|---------------------------------------|------------------------------|---------------------------------------|------------------|
| Basket components colour | Grey | Lower Basket | With fixed racks |
| Upper Basket | With central fixed racks | Lower basket with anti-drip inserts | Yes |
| Glass holder | Yes | Largest loadable dish in lower basket | 30,0 inches |
| Height adjustment of the upper basket | On two levels, by extraction | Colour Inner Components | Blue |
| Largest loadable dish in upper basket | 25,0 inches | Cutlery basket | Yes |

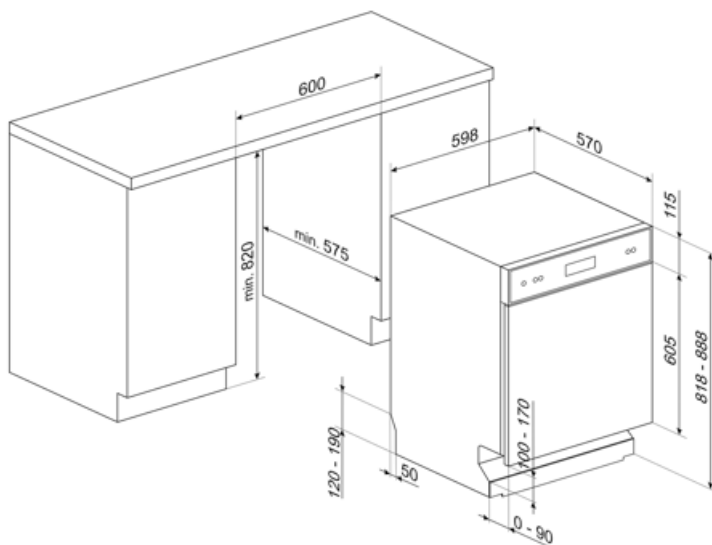
Technical Features



| | | | |
|--------------------------------|--------------------------------------|--|----------------------------------|
| Width (mm) | 23 9/16 " | Drying system | Natural condenser drying |
| Depth (mm) | 22 7/16 " | Tube material | Stainless steel |
| Product Height (mm) | 32 3/16 " | Filter | Stainless steel |
| Programme graphics | Symbols | Concealed heating element | Yes |
| On/off indicator | Yes | Hinges | Self balancing with fixed hinges |
| Rinse aid indicator | Light | Min. and max plinth height | 98 - 168 mm |
| End of cycle indicator | Led on display, with acoustic signal | Adjustable feet | 7cm, from 820 to 890 mm |
| Auto switch-off | Yes | Additional gaskets | Yes |
| Washing system | Standard | Back cover | Yes |
| Third spray arm | Single | Depth of dishwasher with open door (mm) | 1146 mm |
| Flood protection system | Single Acquastop | Top cover | Metallic sheet |
| Max water hardness | 100°fH;58°dH | Energy Star | Yes |

Electrical Connection

| | | | |
|------------------------|-----------|----------------------------------|-------------------|
| Connected power | 1800 W | Type of connection | Single-phase |
| Current | 10 A | Power supply cable length | 140 " |
| Voltage | 110-120 V | Plug | (A) USA e Messico |
| Frequency (Hz) | 60 Hz | | |



Compatible Accessories

KITPL60FABB



Toe kick Kit in White colour with adjustable height. Can be fitted over all the fully integrated and underbench models with Fixed Fulcrum. Can be installed also on the models with variable fulcrum or flexifit hinges.

KITPL60FABX



Toe kick Kit in Stainless Steel with adjustable height. Can be fitted over all the fully integrated and underbench models with Fixed Fulcrum. Can be installed also on the models with variable fulcrum or flexifit hinges.

KITPL60FABN












Toe kick Kit in Black colour with adjustable height. Can be fitted over all the fully integrated and underbench models with Fixed Fulcrum. Can be installed also on the models with variable fulcrum or flexifit hinges.

KITPLV2



Kit extension for dishwasher and washing machine: lenght mt. 2

Symbols glossary

| | | | |
|--|--|---|--|
|  | Acquastop: Some Smeg dishwashers are equipped with a simple Acquastop: float sensor in the bottom which is necessary to prevent an accidental leakage of water inside the appliance. |  | To improve the drying of dishes without leaving stains. |
|  | 82 cm high |  | Noise Level: Excellent insulation and special devices keep noise to a minimum. |
|  | 1/2 load: This program is designed for washing dishes not heavily soiled with partial load of the dishwasher. |  | Delicate: Delicate washing program is designed for delicate dishes which are not heavily soiled. |
|  | Mix: The Mix programme is suitable for mixed crockery and everyday pots and pans, without any particular incrustation. |  | 13 place settings: Number of place settings. |
|  | System WaterSave ensures the best washing results with minimal water consumption depending on the model of dishwasher. | | |