

LSTA127



EAN Code	8017709195045
Product Family	Washer dryer
Commercial width	60 cm
Commercial depth	Large capacity
Installation	Built-in
Load type	Frontal



Programs / Functions

Controls

Programmes graphics

No. of programmes

Programmes

Electronic

Symbols

15



Cotton 40°



Cotton 60°



Cotton 90°



Cotton Cold



Clean



Delicate 30°



Delicate drying



Drain + Spin



Mix 30°



Normal drying



Quick Wash 30°



Rinse + Spin



Synthetics 30°



Synthetics 40°



Wool Cold

Washing Temperature

Cool

30°C

40°C

60°C

90°C

Special programmes



Wool



Mix



Quick

Special Clean programme, to remove residual fluff Yes

Display

Residual time indicator	delay start	Recommended load indicator
programme status indication	spin regulation	

Display type



Buttons/Options

Delay timer	Prewash	Additional rinse
No spin	Anti-wrinkle (easy ironing)	Quick
Intensive	Cold wash	Drying

Programme progress indicator (light)	On display
End of cycle indicator (light)	On display

Technical Features



Type of motor	Standard	Door opening	110°
Electronic control functioning	Yes	Automatic variable load	Yes
Programme selection knob	Yes	Antifoam system	Yes
Programme/temperature selection knob	Yes	Load balancing system	Automatic
Spin speed selection on display/LED	No spin/ 500/ 600/ 800/ 1000/ 1200	Easy to access filter	Yes
Display/led for temperature regulation	Yes	Child lock (functions block)	Control block
Polypropilene tank	Yes	Anti-flood system	Yes
Basket	Stainless steel	Autocleaning system	Yes
Drum capacity	52 l	Water supply	Single, cold
Liquid detergent accessory as standard	Yes	Furniture door can be fitted on right or left side with adjustable hinges	Yes
Door diameter	30 cm		

Performance / Energy Label

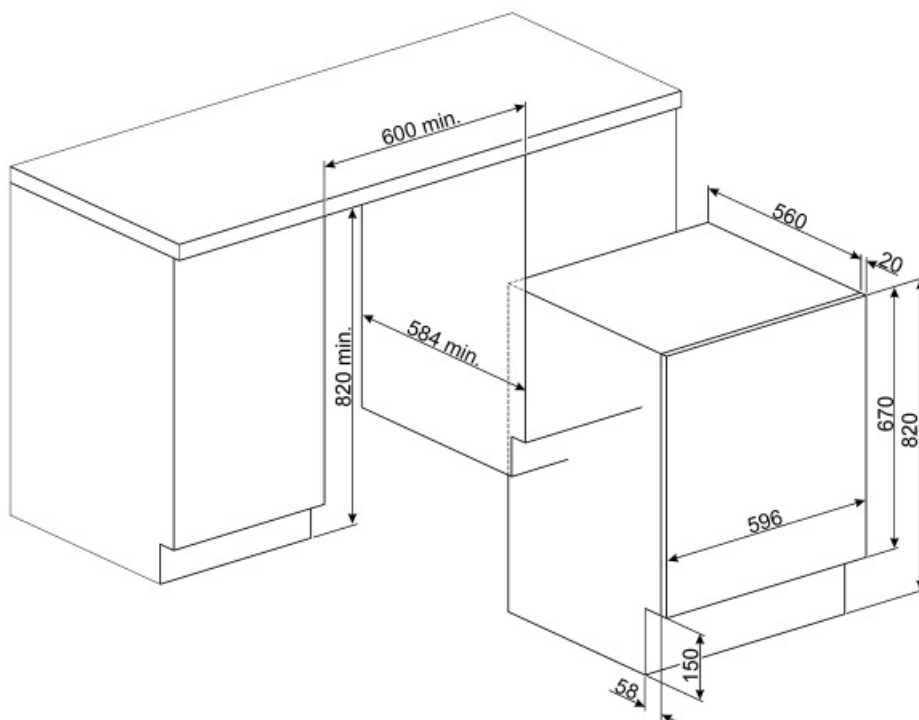


Washing loading capacity	7 kg	Energy consumption (washing + drying)	5.67 kWh
Drying loading capacity	4 kg	Water consumption (washing) per cycle	49 l
Max spin speed	1200 giri/min	Water consumption (washing+drying) per cycle	95 l
Energy efficiency class	B		
Washing efficiency class	A		

























Energy rating	BA	Duration of the normative programme	440 min
Noise level washing	56 dB(A) re 1pW	Energy annual consumption (washing)	260 KWh
Noise level spinning	70 dB(A) re 1pW	Energy annual consumption (washing+drying)	1120 KWh
Noise level drying	58 dB(A) re 1pW	Water annual consumption (washing)	9800 l
Energy consumption - Cotton 60° - Wash only	1.3 KWh	Water annual consumption (washing+drying)	17800 l
		Residual humidity percentage (%)	55 %














Performance / Energy Label - Reg. 2019

Supplier's name or trademark SMEG



Symbols glossary (TT)

 <p>Easy Iron: this is an option which can be selected to ensure the finished laundry is left with less creases to make ironing easier.</p>	 <p>Variable load: In all models of washing machines is present the system of variable load, according to which the machine automatically diversifies the wash cycle and the time of operation depending on the quantity and type of laundry introduced, allowing a significant saving of water and energy power, up to 30% compared to the versions with fixed load.</p>
 <p>Autocleaning system: Autocleaning system avoids the formation of lint and impurities inside the condensation system ensuring maximum reliability of the machine</p>	 <p>Automatic Load Balancing: provides an ideal distribution of laundry in the drum. In case if the imbalance is detected, the rotation speed starts being controlled in such way to evenly redistribute laundry in the drum, and thus reduce vibration.</p>
 <p>B: Product energy rating, measured from A+++ to D / G depending on the product family.</p>	 <p>Child lock: some models are fitted with a device to lock the programme/cycle so it cannot be accidentally changed.</p>
 <p>Cold wash</p>	 <p>Delay timer: can be set to run the programme at a convenient time or to take advantage of off-peak energy periods.</p>
 <p>LED display: to show programmes, functions and options selected and the time to the end of the cycle.</p>	 <p>30 cm: Large loading hatch of 30-32-33 cm in diameter, makes laundry loading and unloading easier and faster with maximum ease of use.</p>
 <p>Gentle drying: program designed to get laundry ready for easy ironing.</p>	 <p>This shows the amount of laundry that can be inserted into the tumble dryer in KG.</p>
 <p>This option advises when the periodic cleaning of the filters is needed, in order to avoid forgetfulness and thus guarantee the perfect functioning of the dryer over time. The convenient position of the filters makes maintenance fast and extremely simple.</p>	 <p>Intensive: this option intensifies the selected program. Cycle duration and water consumption are reduced by taking into account the type of laundry, while still guaranteeing excellent washing results, even in the case of stains that are difficult to eliminate.</p>
 <p>No spin option: this option allows to exclude the last spin phase, draining the water from the tank</p>	 <p>Prewash: program designed for heavily soiled garments.</p>
 <p>Cleaning programme: A cleaning programme has been created to maintain the performance of washer/dryers. The display shows automatically when cleaning is required.</p>	 <p>Cotton 40°: For soiled fabrics in cotton</p>
 <p>Cotton 60°: For soiled fabrics in cotton</p>	 <p>Cotton 90°: For soiled fabrics in cotton</p>
 <p>Cotton Cold: For soiled fabrics in cotton</p>	 <p>Delicate 30°: Clothing such as underwear, hosiery and luxury fabrics should be dried on the delicate cycle to help extend the life of the clothing.</p>
 <p>To drain the water in the machine.</p>	 <p>Program designed for clothes that have to be stored or used immediately.</p>

-
- | | | | |
|--|---|---|--|
|  | Extra Rinse: Extra Rinse: adds an extra rinse cycle to that already provided in the program chosen, to remove any residual detergent. This function is particularly suitable for those with allergies or skin problems. |  | Mix 30°: washing program that allows to wash your cotton and synthetic clothes together without sorting them. |
|  | Mixed fabrics: this cycle is designed for lightly soiled laundry in a mix of cottons and synthetics, or can be used just to refresh stored items. |  | Super fast 30°: a programme designed to wash small amounts of laundry fast, ideal for washing lightly soiled garments. |
|  | Super fast: a programme designed to wash small amounts of laundry fast, ideal for washing lightly soiled garments. |  | To drain the water into the basket + centrifuge action |
|  | Synthetic 30 °: washing program at 30 ° for Synthetics items |  | Synthetic 40 °: washing program at 30 ° for Synthetics items |
|  | Wool: this programme for wool or delicate fabrics uses slower rotations of the drum to ensure the utmost care for clothing. |  | Wool Cold: this programme for wool or delicate fabrics uses slower rotations of the drum to ensure the utmost care for clothing. |
|  | Option that allow to reduce times of the selected program. |  | Volumeplus: Smeg offers models with load up to 8 kg, while maintaining the best washing results, and providing low energy consumption. |
|  | Drum has maximum capacity of 7kg of dry laundry. | | |