

LSTA147SSA





EAN Code	8017709265281
Product Family	Washer dryer
Commercial width	60 cm
Commercial depth	Large capacity
Installation	Built-in
Load type	Frontal



Programs

Controls	Electronic
Programmes graphics	Written in EN
Multilanguage clip system	
Languages clip	
No. of programmes	15
Programmes	

- | | | |
|--|--|---|
|  Cotton |  Cotton ECO |  Clean |
|  Delicate drying |  Delicates |  Drain + Spin |
|  Mix |  Night |  Normal drying |
|  Quick Wash |  Rinse + Spin |  Shirts |
|  Sport |  Synthetics |  Wool |

Washing Temperature

Cool	30°C	40°C
60°C	75°C	90°C

Special programmes



Shirts



Mix



Night



Quick 15 min



Sport

Special Clean programme, to remove residual fluff Yes

Woolmark Code

Display

Residual time indicator

delay start

Recommended load indicator

programme status indication

spin regulation

temperature regulation

Display type



Buttons/Options



Delay timer



FlexiTime



Prewash



Additional rinse



No spin



Anti-wrinkle (easy ironing)



Intensive



Cold wash



Drying

Programme progress indicator (light)

On display

End of cycle indicator (light)

On display

Technical Features



Effective consumption

Type of motor Standard

Electronic control Yes

functioning

Programme selection Yes

knob

Spin speed selection on display/LED No spin/ 600/ 800/ 1000/ 1200/ 1400

Display/led for Yes

temperature regulation

Polypropilene tank Yes

Basket Stainless steel

Drum capacity 52 l

Liquid detergent Yes

accessory as standard

Door diameter 30 cm

Door opening 110°

Automatic variable load Yes

Antifoam system Yes

Load balancing system Automatic

Easy to access filter Yes

Child lock (functions block) Control block

Anti-flood system Yes

Autocleaning system Yes

Aquastop system Total

Humidity sensor Yes

Water supply Single, cold

Accessories included

Furniture door can be Yes

fitted on right or left side with adjustable hinges

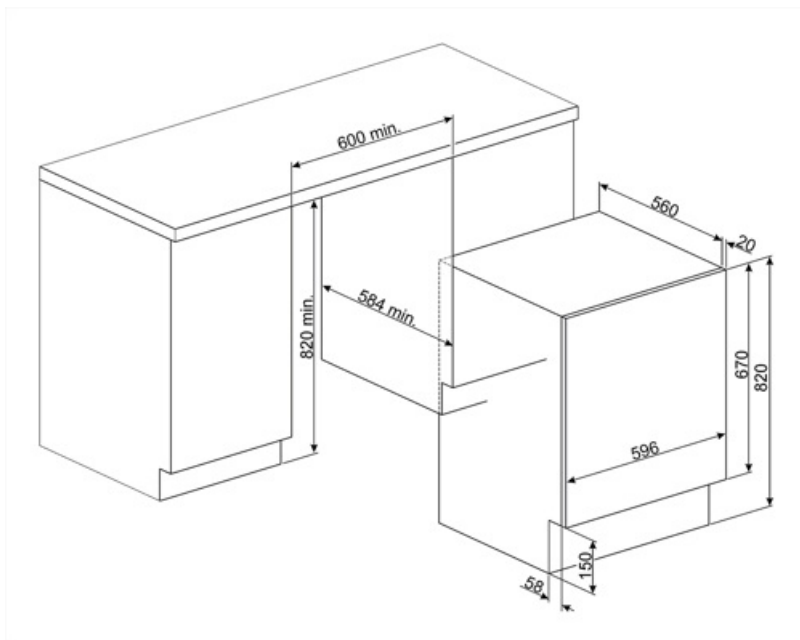
Performance / Energy Label

















Washing loading capacity	7 kg	Energy consumption (washing + drying)	5,6 KWh
Drying loading capacity	4 kg	Water consumption (washing) per cycle	49 l
Max spin speed	1400 giri/min	Water consumption (washing+drying) per cycle	89 l
Energy efficiency class	B	Duration of the normative programme	420 min.
Washing efficiency class	A	Energy annual consumption (washing)	260 KWh
Energy rating	BA	Energy annual consumption (washing+drying)	1120 KWh
Noise level washing	56 dB(A) re 1 pW	Water annual consumption (washing)	9800 l
Noise level spinning	72 dB(A) re 1 pW	Water annual consumption (washing+drying)	17800 l
Noise level drying	58 dB(A) re 1 pW	Residual humidity percentage (%)	50 %
Energy consumption - Cotton 60° - Wash only	1,3 KWh		



















Performance / Energy Label - Reg. 2019

Supplier's name or trademark SMEG



Symbols glossary

-  **Total acquastop:** Most models of Smeg dishwashers are equipped with Acquastop Totale, which allows to avoid flooding as a result of water leakage. The system consists of a float sensor, disposed under the inner chamber of a dishwasher, which blocks water supply inside the appliance in case of water leakage into the lower tray. An additional electromagnetic valve on the water inlet hose also automatically blocks water supply if detecting water leakage in the hose. For Laundry: Total acquastop, the product is built with 3 levels of anti-flood devices to ensure protection against water leakage. For Laundry: Total acquastop, the product is built with 3 levels of anti-flood devices to ensure protection against water leakage.
-  **Variable load:** In all models of washing machines is present the system of variable load, according to which the machine automatically diversifies the wash cycle and the time of operation depending on the quantity and type of laundry introduced, allowing a significant saving of water and energy power, up to 30% compared to the versions with fixed load.
-  **Automatic Load Balancing:** provides an ideal distribution of laundry in the drum. In case if the imbalance is detected, the rotation speed starts being controlled in such way to evenly redistribute laundry in the drum, and thus reduce vibration.
-  **Child lock:** some models are fitted with a device to lock the programme/cycle so it cannot be accidentally changed.
-  **Delay timer:** can be set to run the programme at a convenient time or to take advantage of off-peak energy periods.
-  **30 cm:** Large loading hatch of 30-32-33 cm in diameter, makes laundry loading and unloading easier and faster with maximum ease of use.
-  **This shows the amount of laundry that can be inserted into the tumble dryer in KG.**
-  **Easy Iron:** this is an option which can be selected to ensure the finished laundry is left with less creases to make ironing easier.
-  **Autocleaning system:** Autocleaning system avoids the formation of lint and impurities inside the condensation system ensuring maximum reliability of the machine
-  **B:** Product energy rating, measured from A+++ to D / G depending on the product family.
-  **Cold wash**
-  **LED display:** to show programmes, functions and options selected and the time to the end of the cycle.
-  **Gentle drying:** program designed to get laundry ready for easy ironing.
-  **This option advises when the periodic cleaning of the filters is needed, in order to avoid forgetfulness and thus guarantee the perfect functioning of the dryer over time. The convenient position of the filters makes maintenance fast and extremely simple.**

- | | |
|--|--|
|  <p>FlexiTime: The FlexiTime option allows the user to reduce the time of the cycle selected, providing extra flexibility and control.</p> |  <p>Humidity sensor: allows to adjust dryer to obtain the desired drying level (Iron dry, Cupboard dry and Extra dry), saving time and reducing energy consumption. In addition, manual adjusting allows you to program drying time according to your preferences.</p> |
|  <p>Intensive: this option intensifies the selected program. Cycle duration and water consumption are reduced by taking into account the type of laundry, while still guaranteeing excellent washing results, even in the case of stains that are difficult to eliminate.</p> |  <p>No spin option: this option allows to exclude the last spin phase, draining the water from the tank</p> |
|  <p>Prewash: program designed for heavily soiled garments.</p> |  <p>Cleaning programme: A cleaning programme has been created to maintain the performance of washer/dryers. The display shows automatically when cleaning is required.</p> |
|  <p>Cotton: For soiled fabrics in cotton</p> |  <p>Use to wash your normally soiled, durable cotton and linen laundry. Although it washes longer than all other programmes, it provides high energy and water savings. Actual water temperature may be different from the stated wash temperature. When you load the machine with less laundry (e.g. ½ capacity or less), programme time may automatically get shorter. In this case, energy and water consumption will decrease more, providing a more economic wash. This programme is available in the models with the remaining time indicator.</p> |
|  <p>Delicate: Clothing such as underwear, hosiery and luxury fabrics should be dried on the delicate cycle to help extend the life of the clothing.</p> |  <p>To drain the water in the machine.</p> |
|  <p>Program designed for clothes that have to be stored or used immediately.</p> |  <p>Extra Rinse: Extra Rinse: adds an extra rinse cycle to that already provided in the program chosen, to remove any residual detergent. This function is particularly suitable for those with allergies or skin problems.</p> |
|  <p>Mixed fabrics: this cycle is designed for lightly soiled laundry in a mix of cottons and synthetics, or can be used just to refresh stored items.</p> |  <p>Night: an ideal programme for those who want to take advantage of off-peak energy periods, this cycle is particularly quiet due to slower rotations of the drum.</p> |
|  <p>Super fast 15 min: a programme designed to wash small amounts of laundry fast, ideal for washing lightly soiled garments.</p> |  <p>Super fast: a programme designed to wash small amounts of laundry fast, ideal for washing lightly soiled garments.</p> |
|  <p>To drain the water into the basket + centrifuge action</p> |  <p>Shirts: a cycle to wash shirts in a short time with the utmost care, using a delicate spin for easy ironing.</p> |



Gym: Gym, a cycle designed for washing lightly soiled garments, ie sports wear, this is a fast wash which is also kind to fabrics.



Synthetics: to wash your synthetic clothes (shirts, blouses, synthetic/cotton blends, etc.). It washes with a gentle action and has a shorter washing cycle compared to the Cottons programme. For curtains and tulle, use the Synthetic 40°C programme with prewash and anti-creasing functions selected. As their meshed texture causes excessive foaming, wash the veils/tulle by putting little amount of detergent into the main wash compartment. Do not put detergent in the prewash compartment.



Wool: this programme for wool or delicate fabrics uses slower rotations of the drum to ensure the utmost care for clothing.



Volumeplus: Smeg offers models with load up to 8 kg, while maintaining the best washing results, and providing low energy consumption.



Drum has maximum capacity of 7kg of dry laundry.