

LZ116A2

Sink material	Composite
Type	Composite sink
No. of bowls	2
Drainer	Reversible
EAN code	8017709251666



Aesthetics



Serie	Rigae	Logo	Applied/on overflow
Aesthetic	Universale	Alternative colours available	White, Cream, Beige, Copper, Cemento / Concrete
Colour	Anthracite	Tap hole / precut tap hole	Prepared
Building in type	Standard		

	Bowl type RH	Bowl dimensions, WxDxH (mm)	Bowl depth (mm)	Radius corner right bowl (mm)	Overflow	Strainer position	Strainer dimension
RH Bowl	Traditional	330 x 420 x 210	210	80	Yes, traditional	Side bowl	3.5"
LH Bowl	Traditional	330 x 420 x 210	210	80		Side bowl	3.5"

Technical Features

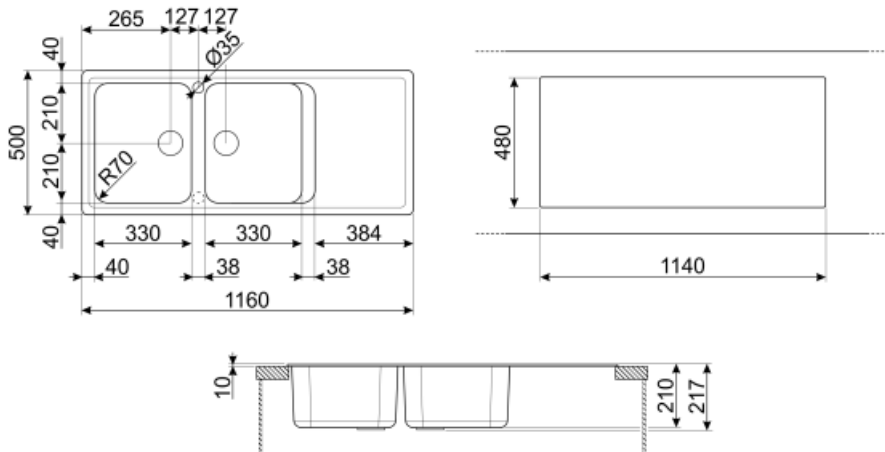


Characteristics composite material	Antibacterial, Anti-scratch, Termal schock resistant, High temperatures resistant, Impact resistant, Easy to clean, UV Resistant	Tap hole	2
Frame depth (mm)	10	Tap hole diameter	35 mm
Dimensions of the product (mm)	210x1160x500 mm	Dividing wall width	38 mm
		Drainer inclination	2 °
		No. of clips	12
		Type of clips	Standard

Cutout dimension topmount (mm)	1140 X 480 mm
Undermount cutout radius	30 mm
Height from kitchen top	10 mm
Base unit size	80 cm

Accessories Included

Accessories for installation	Strainer, Savespace siphon with dishwasher outlet connection, Fixing clips
------------------------------	--



Not included accessories



KITFD050

Waste disposal 0,5 HP, Motor: 1/2 horsepower, Fits all sinks with 3 1/2" waste outlet



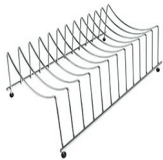
KITDSQ

Soap dispenser chrome finishing with square knob 40x40 mm



KITFD050UK

Waste disposal 0,5 HP, Motor: 1/2 horsepower, Fits all sinks with 3 1/2" waste outlet, UK



COLPTX

Draining rack base 300 x 185 x 82 mm



KITFD100

Waste disposal 1 HP, Motor: 1/2 horsepower, Fits all sinks with 3 1/2" waste outlet



KITFD075












Waste disposal 0,75 HP, Motor: 1/2 horsepower, Fits all sinks with 3 1/2" waste outlet



DBSINT34

St/steel drain basket to fit STD radius composite sinks 340 x 400 mm bowl, 180 mm depth

Symbols glossary (TT)

	Antibacterial		Antiscratch
	Cupboard width required for sink installation		Sink depth - depending on the model, the depth can be from 13 to 24,5
	Standard installation: Traditional installation in tabletop, suitable for any kitchen sets		Easy to clean
	High temperatures resistant		Impact resistant
	Thanks to the double tap hole, most of our sinks are easily reversible, giving you the flexibility to make any type of kitchen composition.		Thermal shock resistant
	UV protection, does not fade over time.		