

# LZ116B

Sink material	Composite
Type	Composite sink
No. of bowls	2
Drainer	Reversible
EAN code	8017709182885



## Aesthetics



<b>Aesthetic</b>	Universale	<b>Logo</b>	Applied/on overflow
<b>Colour</b>	White	<b>Alternative colours available</b>	Anthracite, Cream, Beige, Copper, Cemento / Concrete
<b>Series</b>	Rigae	<b>Tap hole / precut tap hole</b>	Prepared
<b>Building in type</b>	Standard		

	Bowl type RH	Bowl dimensions, WxDxH (mm)	Bowl depth (mm)	Radius corner right bowl (mm)	Overflow	Strainer position	Strainer dimension
RH Bowl	Traditional	330 x 420 x 210	210	80	Yes, traditional	Side bowl	3.5"
LH Bowl	Traditional	330 x 420 x 210	210	80		Side bowl	3.5"

## Technical Features

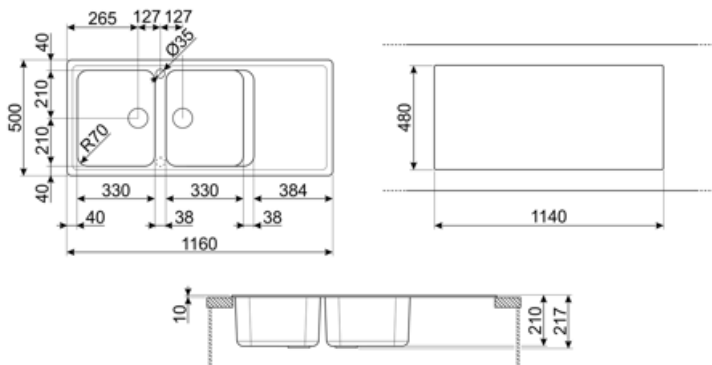


<b>Characteristics composite material</b>	Antibacterial, Easy to clean, Anti-scratch, Thermal shock resistant, High temperatures resistant, Impact resistant, UV Resistant	<b>Tap hole</b>	2
		<b>Tap hole diameter</b>	35 mm
		<b>Dividing wall width</b>	38 mm
		<b>Drainer inclination</b>	2°
		<b>No. of clips</b>	12
<b>Frame depth (mm)</b>	10	<b>Type of clips</b>	Standard

<b>Dimensions of the product (mm)</b>	210x1160x500 mm
<b>Cutout dimension topmount (mm)</b>	1140 X 480 mm
<b>Undermount cutout radius</b>	30 mm
<b>Height from kitchen top</b>	10 mm
<b>Base unit size</b>	80 cm

## Accessories included

<b>Accessories for installation</b>	Strainer, Savespace siphon with dishwasher outlet connection, Fixing clips
-------------------------------------	----------------------------------------------------------------------------



---

## Compatible Accessories

---



### **KITDSQ**

Soap dispenser chrome finishing with square knob 40x40 mm



### **KITFD075**

Waste disposal 0,75 HP, Motor: 1/2 horsepower, Fits all sinks with 3 1/2" waste outlet



### **KITFD050**

Waste disposal 0,5 HP, Motor: 1/2 horsepower, Fits all sinks with 3 1/2" waste outlet



### **KITFD100**

Waste disposal 1 HP, Motor: 1/2 horsepower, Fits all sinks with 3 1/2" waste outlet

---

## Alternative products

---

**LZ116A2**

**Colour: Black**



**LZ116AV2**

**Colour: Oats**



**LZ116CT**

**Colour: Cement / Concrete**



**LZ116P**












**Colour: Cream**



---

## Symbols glossary

---

	Antibacterial		Antiscratch
	Cupboard width required for sink installation.		Sink depth - depending on the model, the depth can be from 13 to 24,5.
	Standard installation: Traditional installation in tabletop, suitable for any kitchen sets.		Thermal shock resistant
	High temperatures resistant		Impact resistant
	Easy to clean		Thanks to the double tap hole, most of our sinks are easily reversible, giving you the flexibility to make any type of kitchen composition.
	UV protection, does not fade over time.		