


# LZ8116CT

Sink material	Composite
Type	Composite sink
No. of bowls	2
Drainer	Reversible
EAN code	8017709345037



## Aesthetics

	Aesthetic	Universale	Logo	Applied/on overflow
	Series	Rigae	Alternative colours available	Black
	Colour	Cement / Concrete	Tap hole / precut tap hole	Prepared
	Building in type	Standard		

	Bowl type RH	Bowl dimensions, WxDxH (mm)	Bowl depth (mm)	Radius corner right bowl (mm)	Overflow	Strainer position	Strainer dimension
RH Bowl	Traditional	330 x 420 x 210	210	80	Yes, traditional	Side bowl	3.5"
LH Bowl	Traditional	330 x 420 x 210	210	80		Side bowl	3.5"

## Technical Features

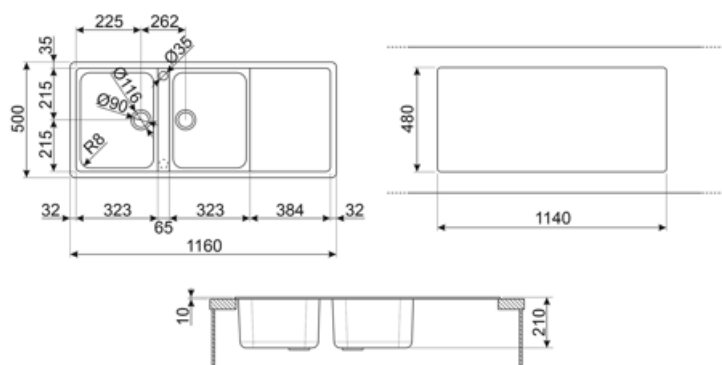


Characteristics composite material	Antibacterial, Easy to clean, Anti-scratch , Termal schock resistant, High temperatures resistant, Impact resistant, UV Resistant	Base unit size	80 cm
		Tap hole diameter	35 mm
		Dividing wall width	38 mm
		Drainer inclination	2 °
		No. of clips	12
Frame depth (mm)	10	Type of clips	Standard

<b>Dimensions of the product (mm)</b>	210x1160x500 mm
<b>Cutout dimension topmount (mm)</b>	1140 X 480 mm
<b>Undermount cutout radius</b>	30 mm
<b>Height from kitchen top</b>	10 mm

## Accessories Included

Accessories for installation	Strainer, Savespace siphon with dishwasher outlet connection, Fixing clips
------------------------------	--



---

## Compatible Accessories

---



### **KITDSQ**

Soap dispenser chrome finishing with square knob 40x40 mm



### **KITFD075**

Waste disposal 0,75 HP, Motor: 1/2 horsepower, Fits all sinks with 3 1/2" waste outlet



### **KITFD050**

Waste disposal 0,5 HP, Motor: 1/2 horsepower, Fits all sinks with 3 1/2" waste outlet














### **KITFD100**

Waste disposal 1 HP, Motor: 1/2 horsepower, Fits all sinks with 3 1/2" waste outlet

---

## Symbols glossary

---

	Antibacterial		Antiscratch
	Cupboard width required for sink installation		Sink depth - depending on the model, the depth can be from 13 to 24,5
	Standard installation: Traditional installation in tabletop, suitable for any kitchen sets		Thermal shock resistant
	High temperatures resistant		Impact resistant
	Easy to clean		Thanks to the double tap hole, most of our sinks are easily reversible, giving you the flexibility to make any type of kitchen composition.
	UV protection, does not fade over time.		

---

## Benefit (TT)

---

### **Two bowls**

Two bowls for greater versatility and dual functionality

### **Drainer**

The drawer allows dishes, cutlery and kitchen utensils to be placed directly on the sink after washing: excess water can drain into the sink, allowing for natural drying

### **Tap hole possibility**

Possibility of having the tap hole for direct installation of the tap on the sink, for a larger and neater surface area