


LZ8116N

| | |
|---------------|----------------|
| Sink material | Composite |
| Type | Composite sink |
| No. of bowls | 2 |
| Drainer | Reversible |
| EAN code | 8017709345044 |



Aesthetics

| | | | | |
|--|-------------------------|------------|--------------------------------------|---------------------|
|  | Aesthetic | Universale | Logo | Applied/on overflow |
| | Colour | Black | Alternative colours available | Cemento / Concrete |
| | Series | Rigae | Tap hole / precut tap hole | Prepared |
| | Building in type | Standard | | |

| | Bowl type RH | Bowl dimensions, WxDxH (mm) | Bowl depth (mm) | Radius corner right bowl (mm) | Overflow | Strainer position | Strainer dimension |
|---------|--------------|-----------------------------|-----------------|-------------------------------|------------------|-------------------|--------------------|
| RH Bowl | Traditional | 330 x 420 x 210 | 210 | 80 | Yes, traditional | Side bowl | 3.5" |
| LH Bowl | Traditional | 330 x 420 x 210 | 210 | 80 | | Side bowl | 3.5" |

Technical Features

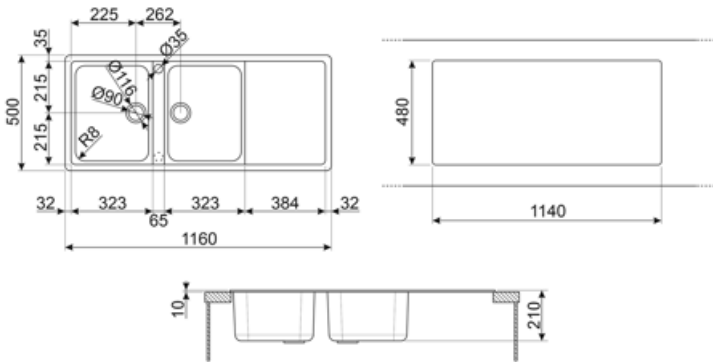


| | | | |
|---|---|----------------------------|----------|
| Characteristics composite material | Antibacterial, Easy to clean, Anti-scratch , Termal schock resistant, High temperatures resistant, Impact resistant, UV Resistant | Base unit size | 80 cm |
| | | Tap hole diameter | 35 mm |
| | | Dividing wall width | 38 mm |
| | | Drainer inclination | 2 ° |
| | | No. of clips | 12 |
| Frame depth (mm) | 10 | Type of clips | Standard |

| | |
|--------------------------------|-----------------|
| Dimensions of the product (mm) | 210x1160x500 mm |
| Cutout dimension topmount (mm) | 1140 X 480 mm |
| Undermount cutout radius | 30 mm |
| Height from kitchen top | 10 mm |

Accessories Included

| | |
|------------------------------|--|
| Accessories for installation | Strainer, Savespace siphon with dishwasher outlet connection, Fixing clips |
|------------------------------|--|



Compatible Accessories



KITDSQ

Soap dispenser chrome finishing with square knob 40x40 mm



KITFD075

Waste disposal 0,75 HP, Motor: 1/2 horsepower, Fits all sinks with 3 1/2" waste outlet



KITFD050

Waste disposal 0,5 HP, Motor: 1/2 horsepower, Fits all sinks with 3 1/2" waste outlet



KITFD100

Waste disposal 1 HP, Motor: 1/2 horsepower, Fits all sinks with 3 1/2" waste outlet












Alternative products

LZ8116CT

Colour: Cement / Concrete



Symbols glossary

| | | | |
|--|--|---|---|
|  | Antibacterial |  | Antiscratch |
|  | Cupboard width required for sink installation |  | Sink depth - depending on the model, the depth can be from 13 to 24,5 |
|  | Standard installation: Traditional installation in tabletop, suitable for any kitchen sets |  | Easy to clean |
|  | High temperatures resistant |  | Impact resistant |
|  | Thermal shock resistant |  | Thanks to the double tap hole, most of our sinks are easily reversible, giving you the flexibility to make any type of kitchen composition. |
|  | UV protection, does not fade over time. | | |