


# LZ8116N

Sink material	Composite
Type	Composite sink
No. of bowls	2
Drainer	Reversible
EAN code	8017709345044



## Aesthetics

	<b>Aesthetic</b>	Universale	<b>Logo</b>	Applied/on overflow
	<b>Colour</b>	Black	<b>Alternative colours available</b>	Cemento / Concrete
	<b>Series</b>	Rigae	<b>Tap hole / precut tap hole</b>	Prepared
	<b>Building in type</b>	Standard		

	Bowl type RH	Bowl dimensions, WxDxH (mm)	Bowl depth (mm)	Radius corner right bowl (mm)	Overflow	Strainer position	Strainer dimension
RH Bowl	Traditional	330 x 420 x 210	210	80	Yes, traditional	Side bowl	3.5"
LH Bowl	Traditional	330 x 420 x 210	210	80		Side bowl	3.5"

## Technical Features

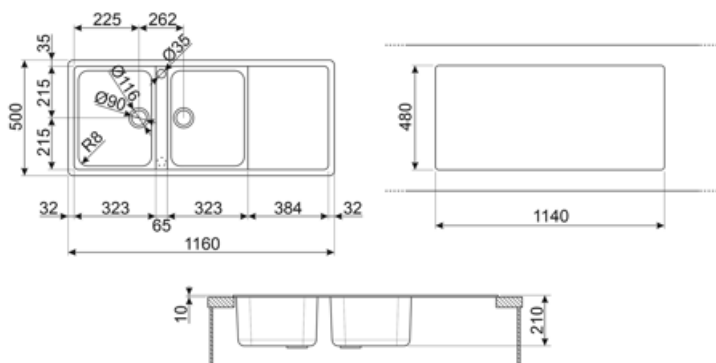


<b>Characteristics composite material</b>	Antibacterial, Easy to clean, Anti-scratch, Thermal shock resistant, High temperatures resistant, Impact resistant, UV Resistant	<b>Base unit size</b>	80 cm
		<b>Tap hole diameter</b>	35 mm
		<b>Dividing wall width</b>	38 mm
		<b>Drainer inclination</b>	2°
		<b>No. of clips</b>	12
<b>Frame depth (mm)</b>	10	<b>Type of clips</b>	Standard

Dimensions of the product (mm)	210x1160x500 mm
Cutout dimension topmount (mm)	1140 X 480 mm
Undermount cutout radius	30 mm
Height from kitchen top	10 mm

## Accessories included

Accessories for installation	Strainer, Savespace siphon with dishwasher outlet connection, Fixing clips
------------------------------	--



---

## Compatible Accessories

---



### **KITDSQ**

Soap dispenser chrome finishing with square knob 40x40 mm



### **KITFD075**

Waste disposal 0,75 HP, Motor: 1/2 horsepower, Fits all sinks with 3 1/2" waste outlet



### **KITFD050**

Waste disposal 0,5 HP, Motor: 1/2 horsepower, Fits all sinks with 3 1/2" waste outlet



### **KITFD100**

Waste disposal 1 HP, Motor: 1/2 horsepower, Fits all sinks with 3 1/2" waste outlet

---

## Alternative products

---

LZ8116CT












Colour: Cement / Concrete



---

## Symbols glossary

---

	Antibacterial		Antiscratch
	Cupboard width required for sink installation.		Sink depth - depending on the model, the depth can be from 13 to 24,5.
	Standard installation: Traditional installation in tabletop, suitable for any kitchen sets.		Easy to clean
	High temperatures resistant		Impact resistant
	Thanks to the double tap hole, most of our sinks are easily reversible, giving you the flexibility to make any type of kitchen composition.		Thermal shock resistant
	UV protection, does not fade over time.		