

LZ861AV2

Sink material	Composite
Type	Composite sink
No. of bowls	1
Drainer	Reversible
EAN code	8017709274542



Aesthetics



Aesthetic	Universale	Logo	Applied/on overflow
Colour	Oats	Alternative colours available	White, Anthracite, Cream, Copper, Cemento / Concrete
Series	Rigae	Tap hole / precut tap hole	Prepared
Building in type	Standard		

	Bowl type LH	Bowl dimensions LH, WxDxA (mm)	LH Bowl depth (mm)	Radius corner left bowl	Overflow LH bowl	Strainer position LH bowl	Strainer dimension LH bowl
LH Bowl	Traditional	330 x 420 x 210	210	80	Yes, traditional	Side bowl	3.5"

Technical Features

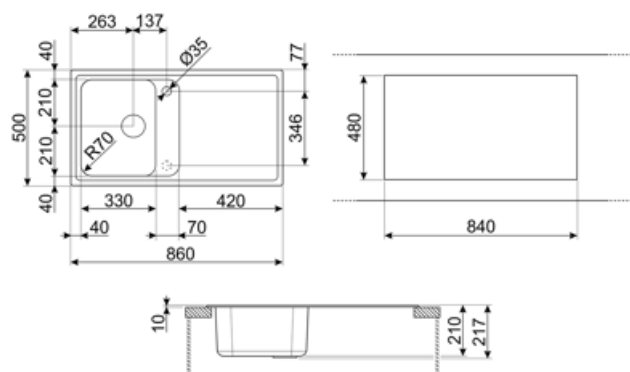


Characteristics composite material	Antibacterial, Easy to clean, Anti-scratch , Termal schock resistant, High temperatures resistant, Impact resistant, UV Resistant	Base unit size	45 cm
Frame depth (mm)	10	Tap hole	2
Dimensions of the product (mm)	210x860x860 mm	Tap hole diameter	35 mm
		Drainer inclination	2 °
		No. of clips	8
		Type of clips	Standard

Cutout dimension topmount (mm)	840 X 480 mm
Undermount cutout radius	30 mm
Height from kitchen top	10 mm

Accessories included

Accessories for installation	Strainer, Savespace siphon with dishwasher outlet connection, Fixing clips
---------------------------------	--



Compatible Accessories



KITDSQ

Soap dispenser chrome finishing with square knob 40x40 mm



KITFD075

Waste disposal 0,75 HP, Motor: 1/2 horsepower, Fits all sinks with 3 1/2" waste outlet



KITFD050

Waste disposal 0,5 HP, Motor: 1/2 horsepower, Fits all sinks with 3 1/2" waste outlet



KITFD100

Waste disposal 1 HP, Motor: 1/2 horsepower, Fits all sinks with 3 1/2" waste outlet

Alternative products

LZ861A2

Colour: Anthracite



LZ861P

Colour: Cream



LZ861CT

Colour: Cement / Concrete














LZ861B

Colour: White



Symbols glossary

	Antibacterial		Antiscratch
	Cupboard width required for sink installation.		Sink depth - depending on the model, the depth can be from 13 to 24,5.
	Standard installation: Traditional installation in tabletop, suitable for any kitchen sets.		Easy to clean
	High temperatures resistant		Impact resistant
	Thanks to the double tap hole, most of our sinks are easily reversible, giving you the flexibility to make any type of kitchen composition.		Thermal shock resistant
	UV protection, does not fade over time.		